

Secuencias de Frutas (C)

Recorte y pegue la figura que completa cada secuencia.


1.



2.




3.



4.









5.



6.



Para recortar:




Imágenes tomadas de [Openclipart.org](https://openclipart.org/)

MatesLibres.com

Secuencias de Frutas (C) Respuestas

Recorte y pegue la figura que completa cada secuencia.

1.



2.



3.



4.








5.



6.



Para recortar:



Imágenes tomadas de [Openclipart.org](https://openclipart.org/)

MatesLibres.com