

Secuencias de Frutas (D)

Recorte y pegue la figura que completa cada secuencia.


1.




2.




3.



4.








5.



6.



Para recortar:




Imágenes tomadas de Openclipart.org

MatesLibres.com


Secuencias de Frutas (D) Respuestas

Recorte y pegue la figura que completa cada secuencia.


1.




2.



3.




4.








5.



6.



Para recortar:



Imágenes tomadas de Openclipart.org

MatesLibres.com