

# Secuencias de Frutas (H)

Recorte y pegue la figura que completa cada secuencia.

1.




2.




3.





4.




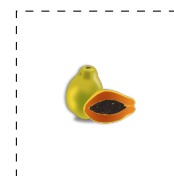

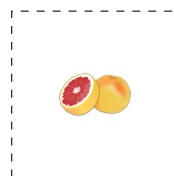

5.



6.



Para recortar:



Imágenes tomadas de [Openclipart.org](http://Openclipart.org)

MatesLibres.com


# Secuencias de Frutas (H) Respuestas

Recorte y pegue la figura que completa cada secuencia.

1.



2.



3.



4.



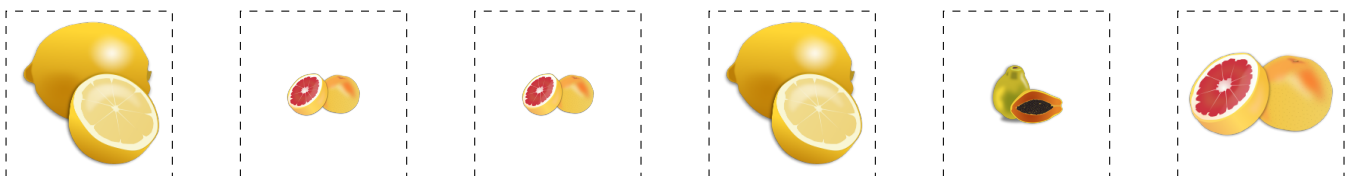
5.



6.



Para recortar:



Imágenes tomadas de [Openclipart.org](http://Openclipart.org)

MatesLibres.com