

Secuencias de Frutas (G)

Recorte y pegue la figura que completa cada secuencia.

1.



2.




3.




4.







5.



6.



Para recortar:




Imágenes tomadas de Openclipart.org

MatesLibres.com

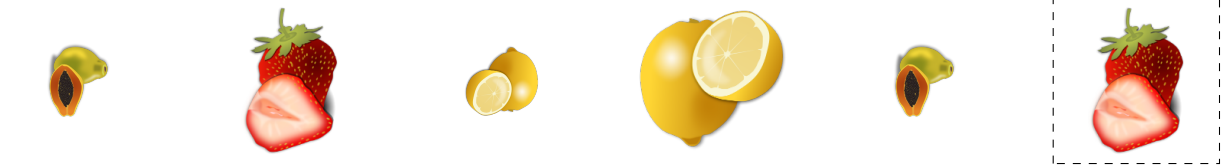
Secuencias de Frutas (G) Respuestas

Recorte y pegue la figura que completa cada secuencia.

1.



2.




3.



4.




5.



6.



Para recortar:



Imágenes tomadas de Openclipart.org

MatesLibres.com