


# Secuencias de Frutas (D)

Recorte y pegue la figura que completa cada secuencia.

1.




2.




3.




4.






5.



6.



Para recortar:



Imágenes tomadas de [Openclipart.org](http://Openclipart.org)

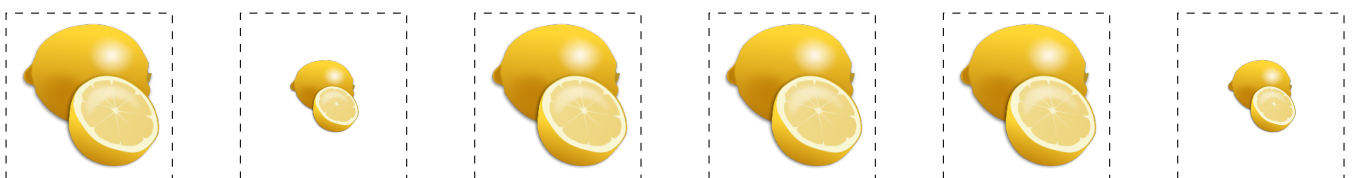
MatesLibres.com

# Secuencias de Frutas (D) Respuestas

Recorte y pegue la figura que completa cada secuencia.



Para recortar:



Imágenes tomadas de [Openclipart.org](http://Openclipart.org)

MatesLibres.com