





# Secuencias de Frutas (C)

Recorte y pegue la figura que completa cada secuencia.






Para recortar:




Imágenes tomadas de [Openclipart.org](http://Openclipart.org)

# Secuencias de Frutas (C) Respuestas

Recorte y pegue la figura que completa cada secuencia.



Para recortar:



Imágenes tomadas de [Openclipart.org](http://Openclipart.org)

MatesLibres.com