


Secuencias de Frutas (J)

Recorte y pegue la figura que completa cada secuencia.


1.




2.




3.




4.









5.



6.



Para recortar:




Imágenes tomadas de Openclipart.org


MatesLibres.com

Secuencias de Frutas (J) Respuestas

Recorte y pegue la figura que completa cada secuencia.



Para recortar:



Imágenes tomadas de Openclipart.org