


Secuencias de Manzanas y Gusanos (H)

Recorte y pegue la figura que completa cada secuencia.


1.




2.




3.





4.



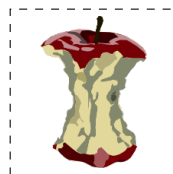
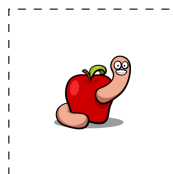
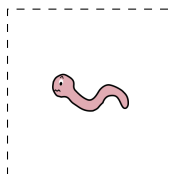



5.



6.



Para recortar:







Imágenes tomadas de Openclipart.org

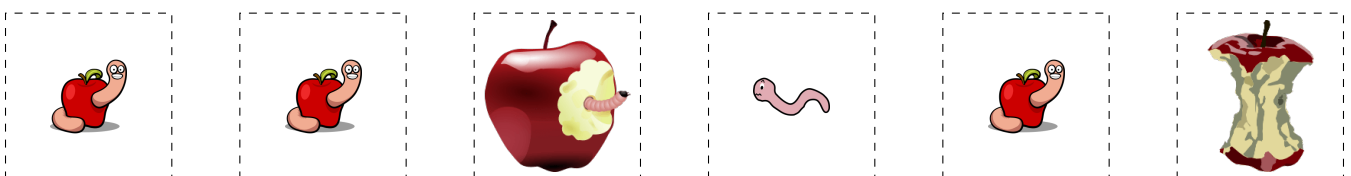
MatesLibres.com

Secuencias de Manzanas y Gusanos (H) Respuestas

Recorte y pegue la figura que completa cada secuencia.



Para recortar:



Imágenes tomadas de Openclipart.org

MatesLibres.com