



Secuencias de Manzanas y Gusanos (I)

Recorte y pegue la figura que completa cada secuencia.


1.



2.




3.



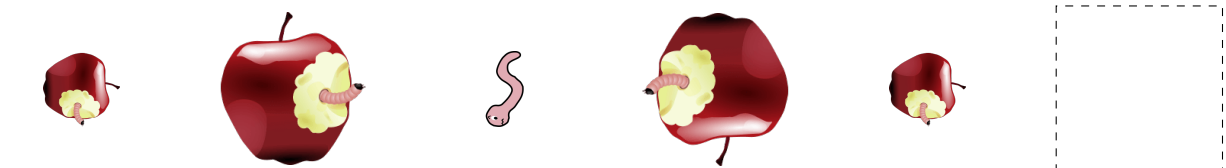
4.



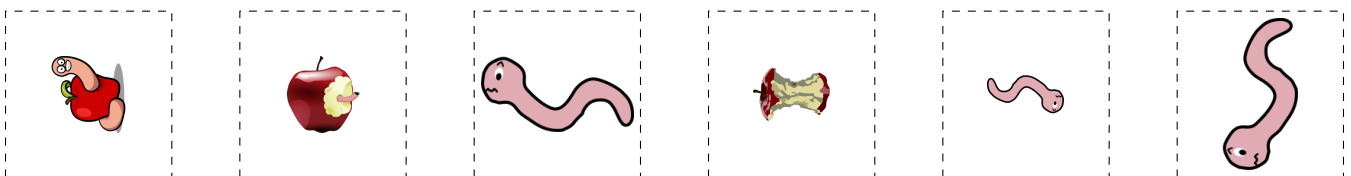
5.



6.



Para recortar:



Imágenes tomadas de Openclipart.org

MatesLibres.com


Secuencias de Manzanas y Gusanos (I) Respuestas

Recorte y pegue la figura que completa cada secuencia.


1.



2.




3.



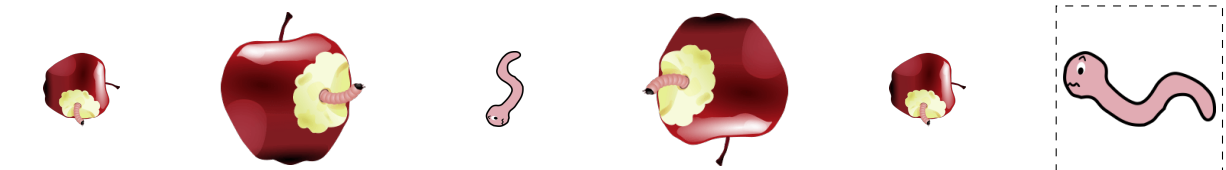
4.



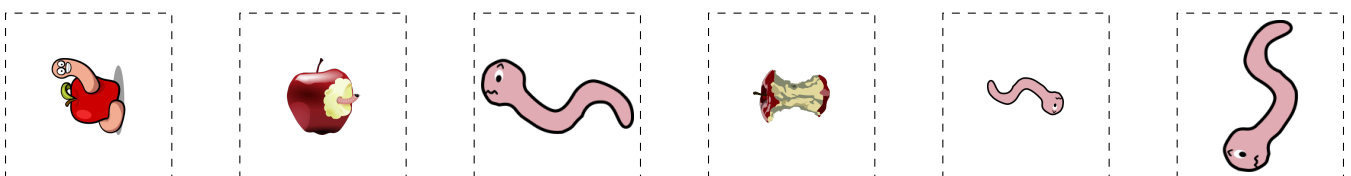
5.



6.



Para recortar:



Imágenes tomadas de Openclipart.org

MatesLibres.com