

Secuencias de Manzanas y Gusanos (A)

Recorte y pegue la figura que completa cada secuencia.


1.



2.




3.




4.



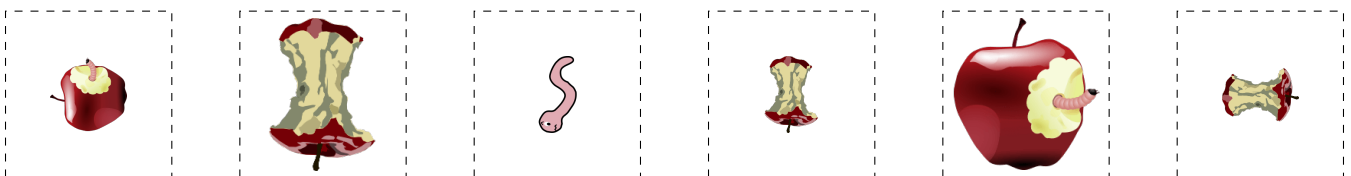
5.



6.



Para recortar:


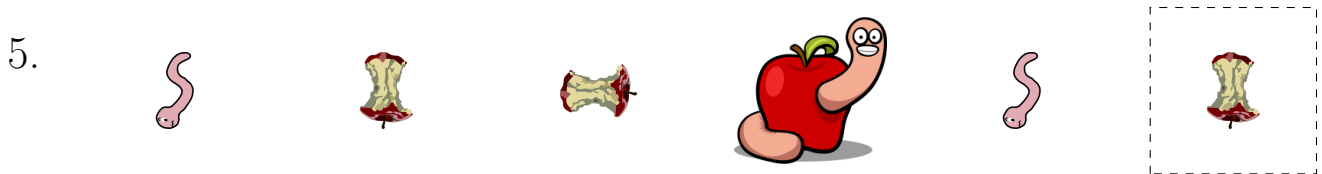



Imágenes tomadas de Openclipart.org

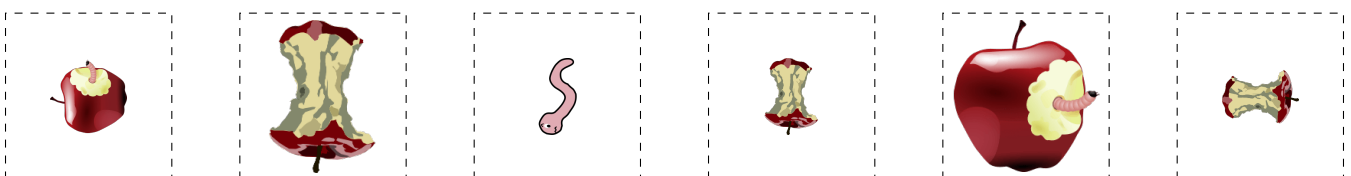
MatesLibres.com

Secuencias de Manzanas y Gusanos (A) Respuestas

Recorte y pegue la figura que completa cada secuencia.



Para recortar:



Imágenes tomadas de Openclipart.org

MatesLibres.com


Secuencias de Manzanas y Gusanos (B)

Recorte y pegue la figura que completa cada secuencia.


1.



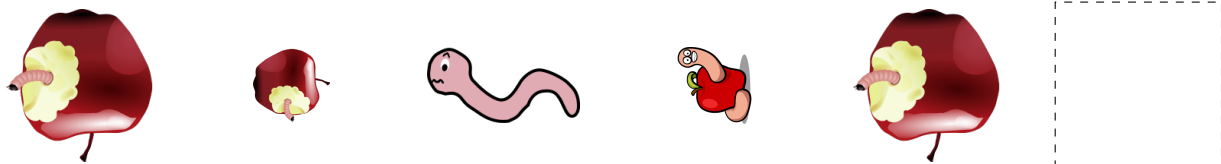
2.



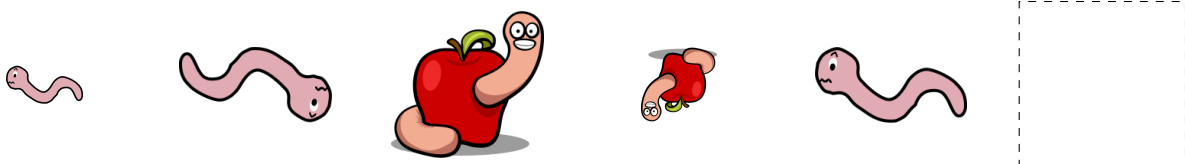
3.




4.



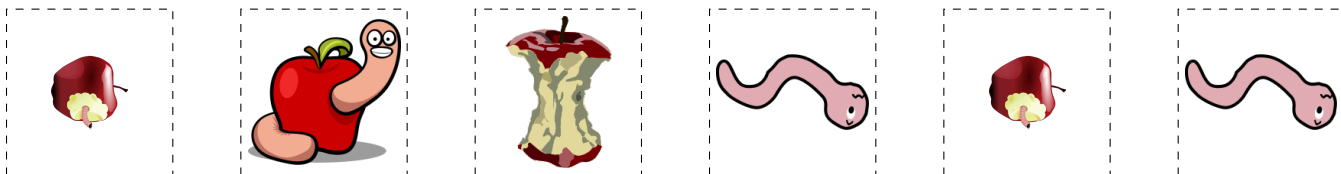
5.



6.

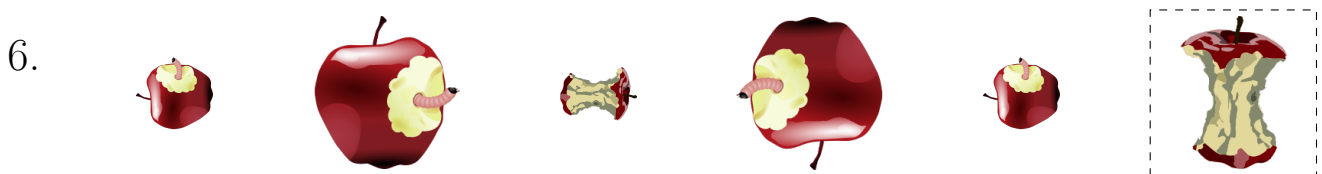






Para recortar:

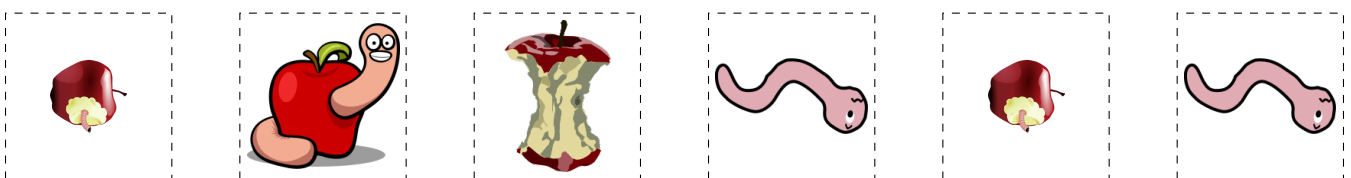


Secuencias de Manzanas y Gusanos (B) Respuestas

Recorte y pegue la figura que completa cada secuencia.



Para recortar:


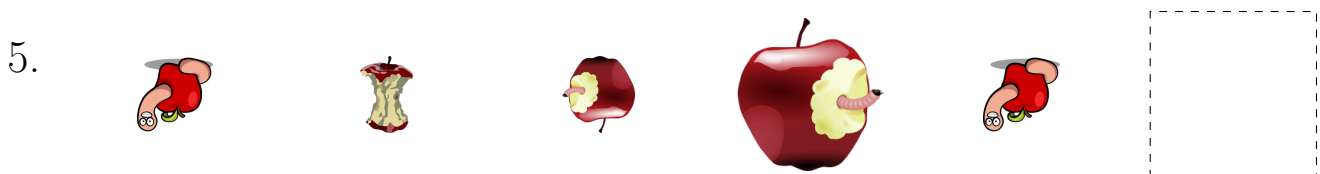





Imágenes tomadas de Openclipart.org

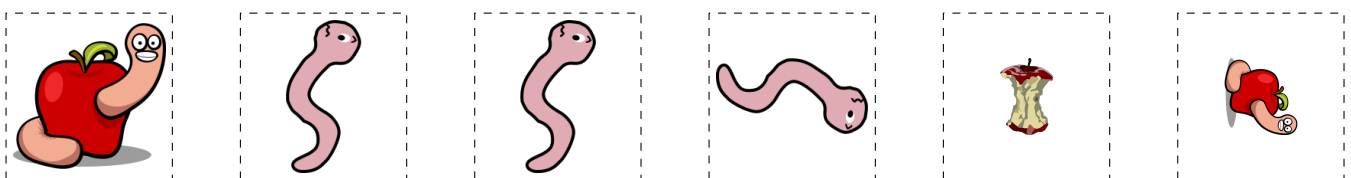
MatesLibres.com

Secuencias de Manzanas y Gusanos (C)

Recorte y pegue la figura que completa cada secuencia.



Para recortar:








Imágenes tomadas de Openclipart.org

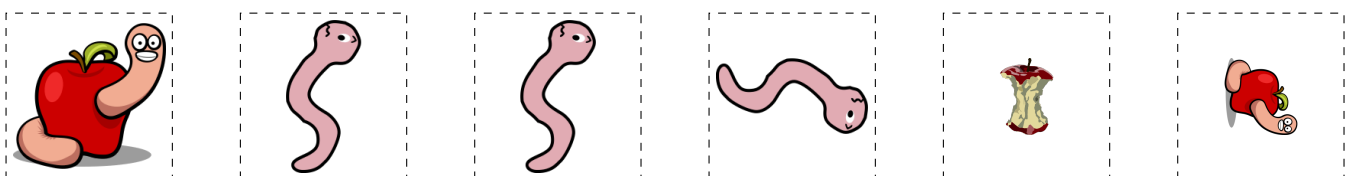
MatesLibres.com

Secuencias de Manzanas y Gusanos (C) Respuestas

Recorte y pegue la figura que completa cada secuencia.



Para recortar:



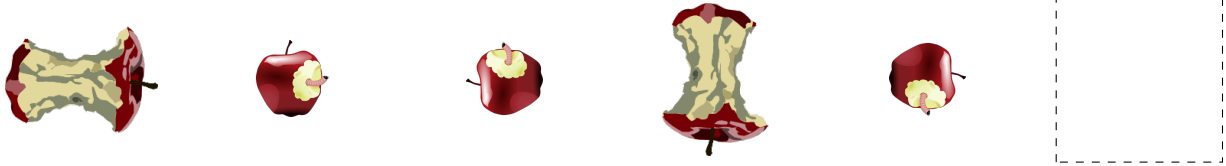
Imágenes tomadas de Openclipart.org

MatesLibres.com

Secuencias de Manzanas y Gusanos (D)

Recorte y pegue la figura que completa cada secuencia.

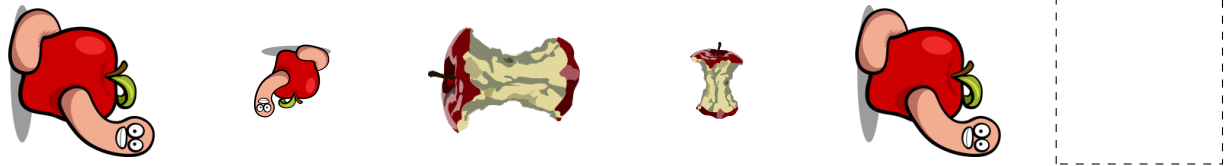
1.



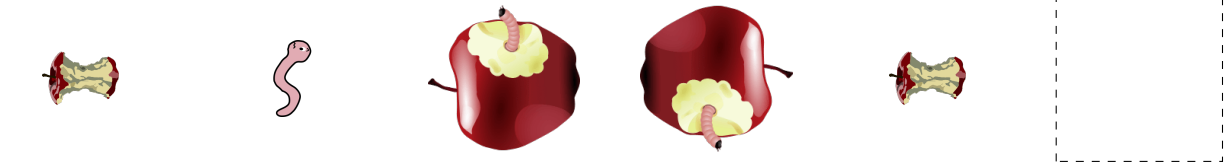
2.



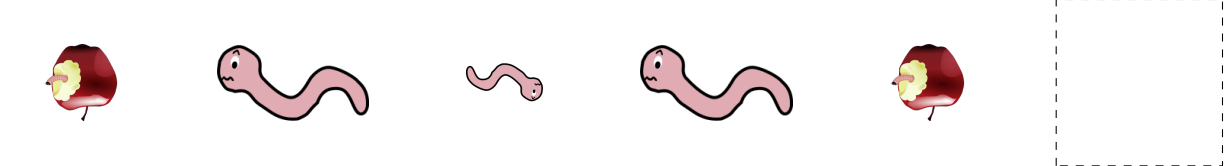
3.



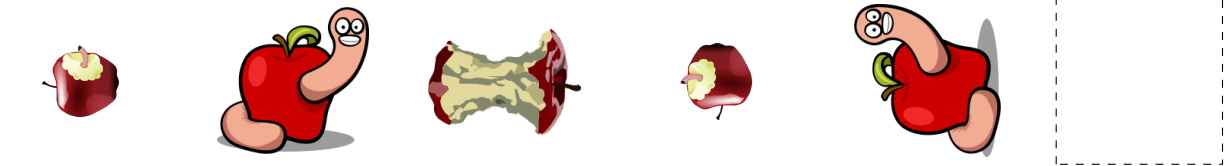
4.



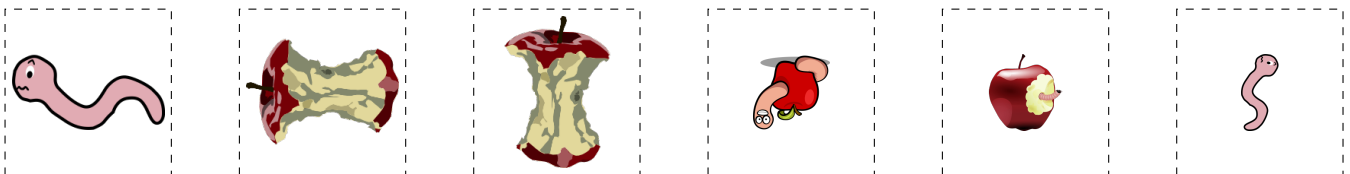
5.



6.



Para recortar:



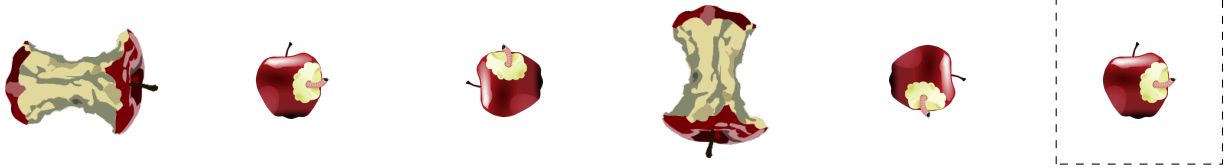
Imágenes tomadas de Openclipart.org

MatesLibres.com

Secuencias de Manzanas y Gusanos (D) Respuestas

Recorte y pegue la figura que completa cada secuencia.

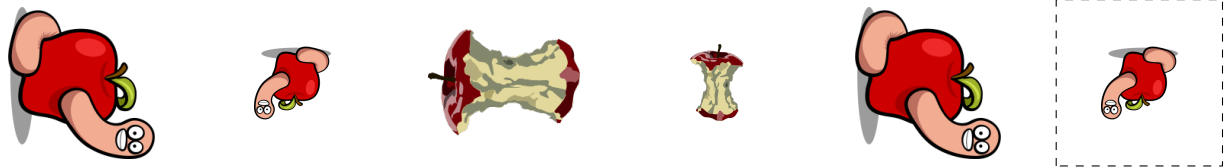
1.



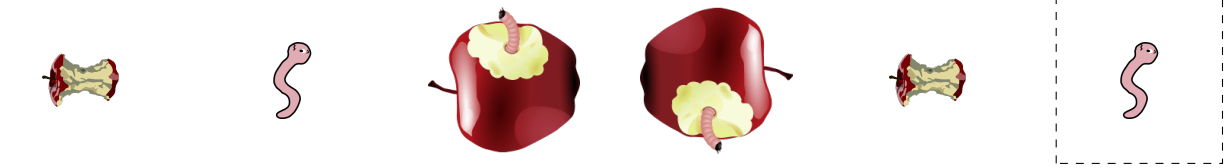
2.




3.



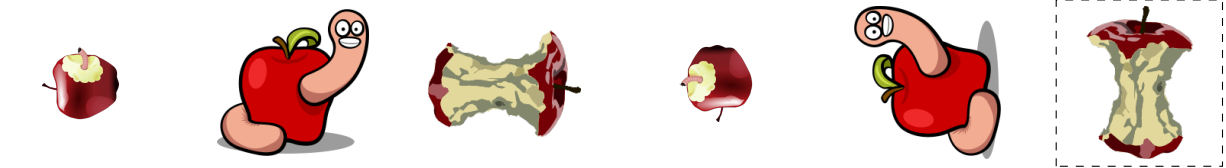
4.



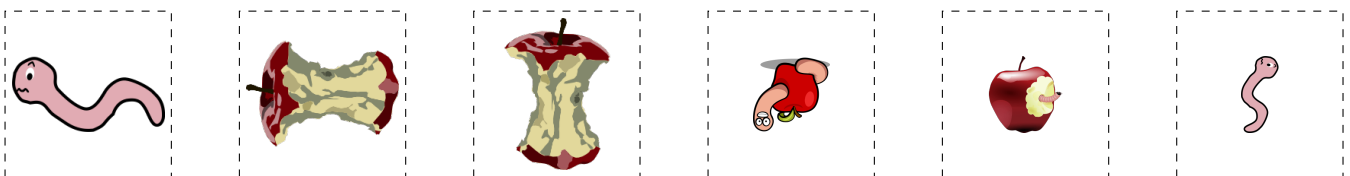
5.



6.



Para recortar:



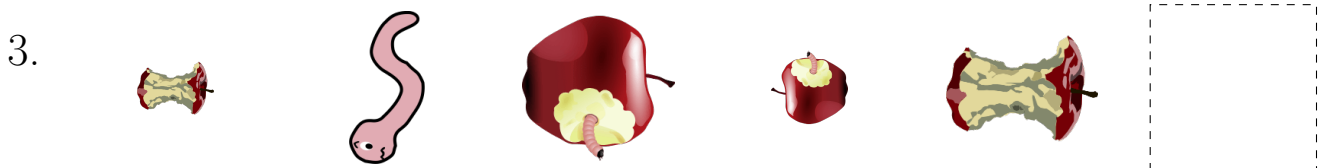



Imágenes tomadas de Openclipart.org

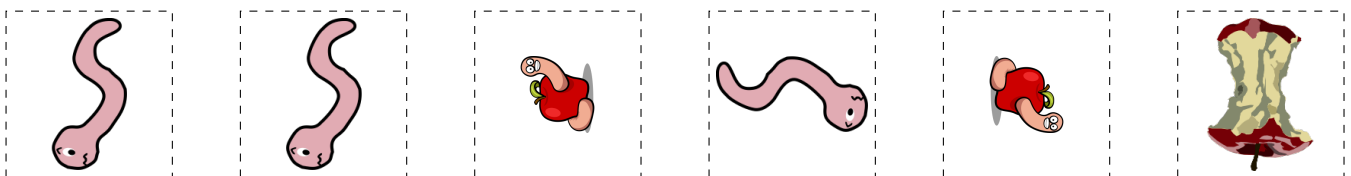
MatesLibres.com

Secuencias de Manzanas y Gusanos (E)

Recorte y pegue la figura que completa cada secuencia.



Para recortar:



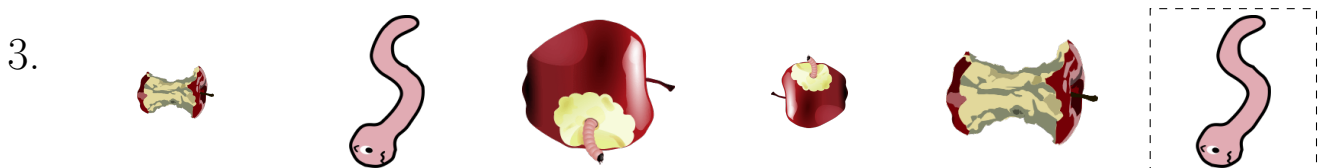



Imágenes tomadas de Openclipart.org

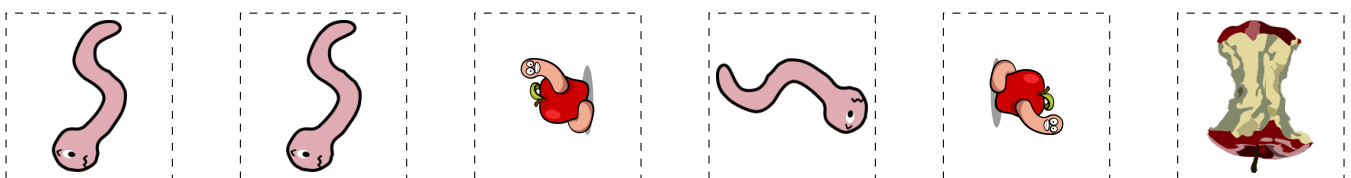
MatesLibres.com

Secuencias de Manzanas y Gusanos (E) Respuestas

Recorte y pegue la figura que completa cada secuencia.



Para recortar:




Imágenes tomadas de Openclipart.org

MatesLibres.com


Secuencias de Manzanas y Gusanos (F)

Recorte y pegue la figura que completa cada secuencia.

1.





2.




3.




4.




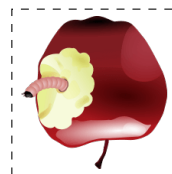
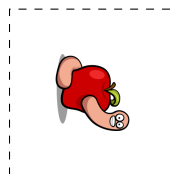
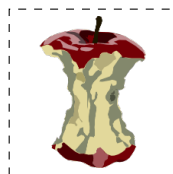
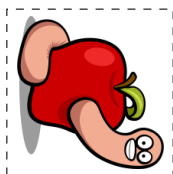
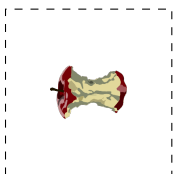
5.



6.



Para recortar:




Imágenes tomadas de Openclipart.org

MatesLibres.com


Secuencias de Manzanas y Gusanos (F) Respuestas

Recorte y pegue la figura que completa cada secuencia.


1.




2.




3.




4.



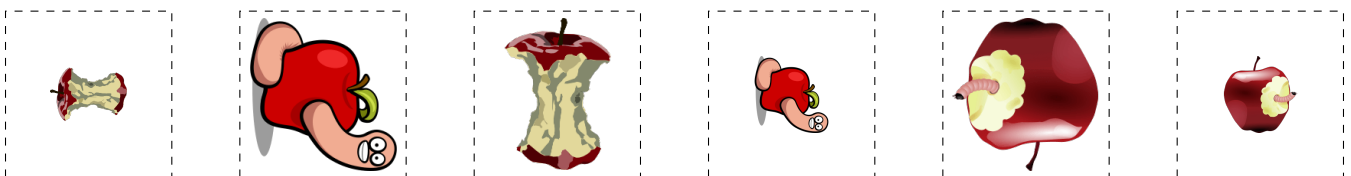
5.



6.



Para recortar:




Imágenes tomadas de Openclipart.org

MatesLibres.com

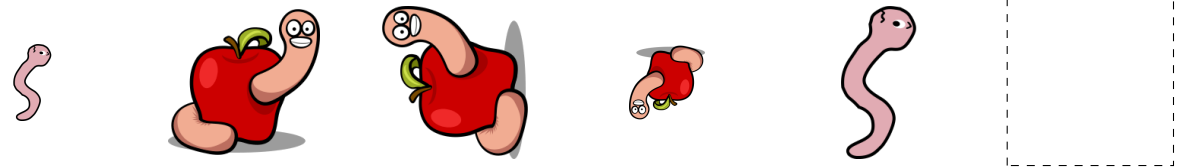
Secuencias de Manzanas y Gusanos (G)

Recorte y pegue la figura que completa cada secuencia.


1.



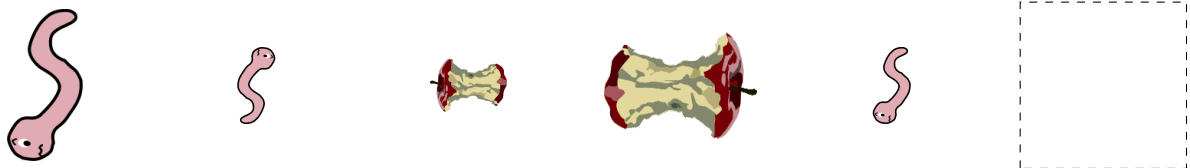
2.




3.



4.



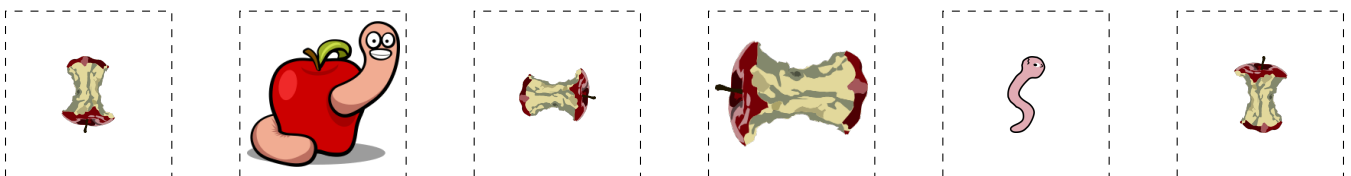
5.



6.



Para recortar:




Imágenes tomadas de Openclipart.org

MatesLibres.com

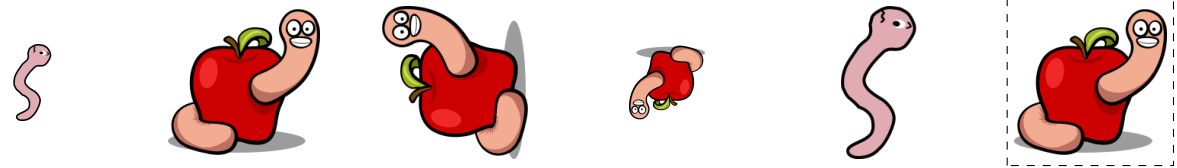
Secuencias de Manzanas y Gusanos (G) Respuestas

Recorte y pegue la figura que completa cada secuencia.


1.



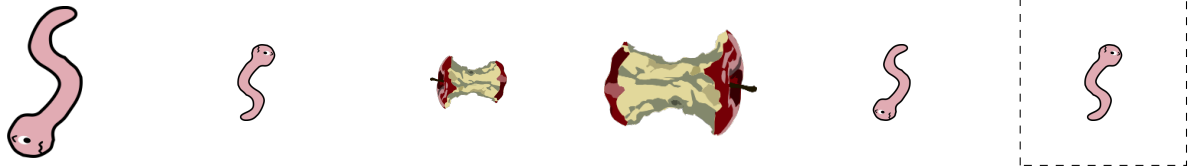
2.




3.



4.



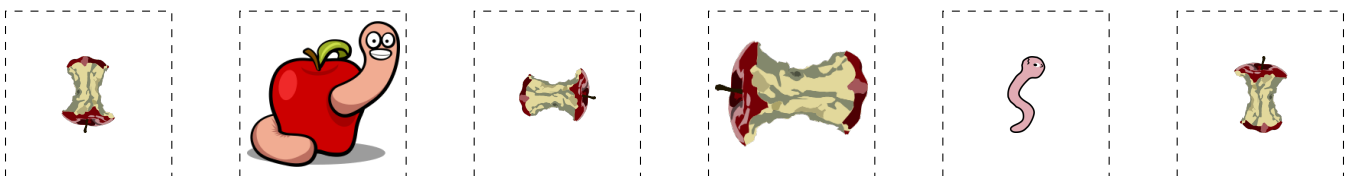
5.



6.



Para recortar:




Imágenes tomadas de Openclipart.org

MatesLibres.com


Secuencias de Manzanas y Gusanos (H)

Recorte y pegue la figura que completa cada secuencia.


1.



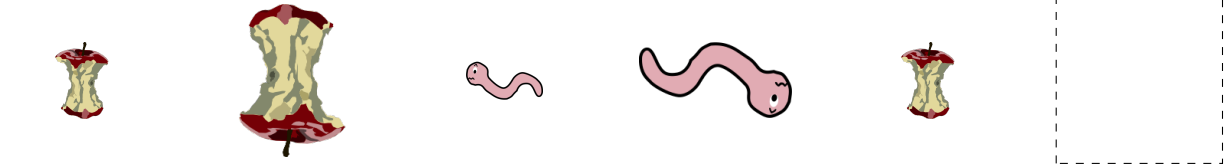
2.



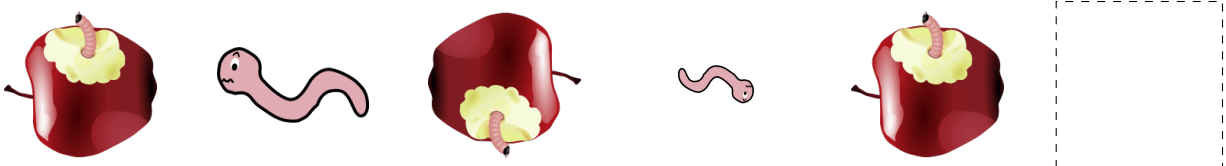
3.



4.



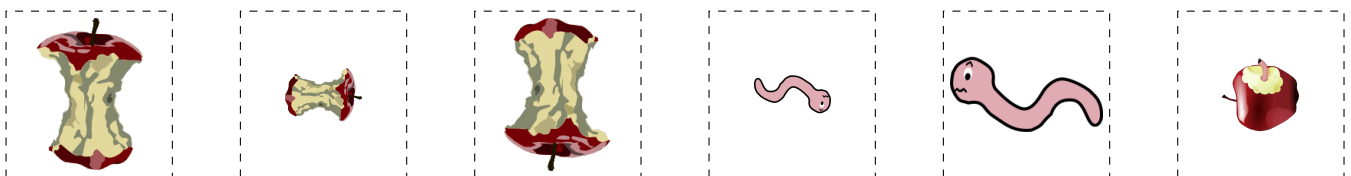
5.



6.



Para recortar:

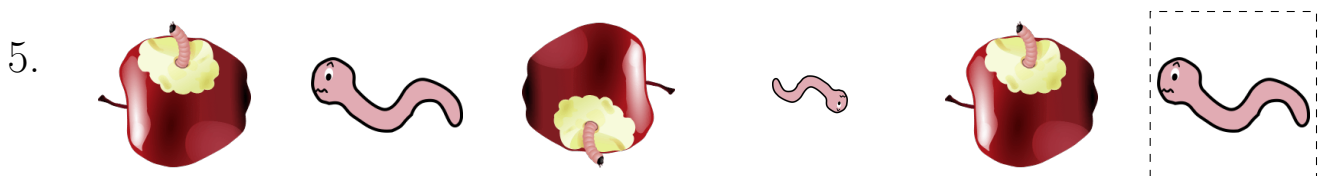






Imágenes tomadas de Openclipart.org

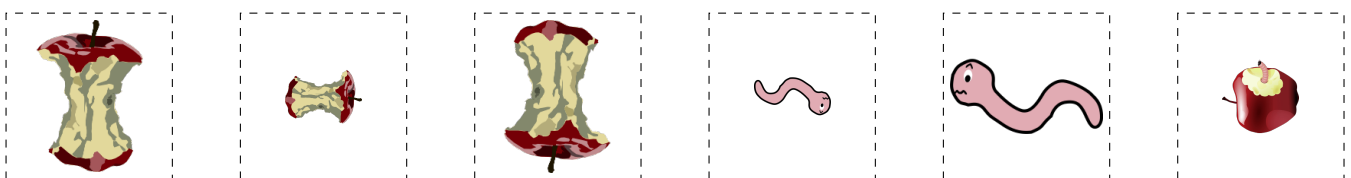
MatesLibres.com

Secuencias de Manzanas y Gusanos (H) Respuestas

Recorte y pegue la figura que completa cada secuencia.



Para recortar:




Imágenes tomadas de Openclipart.org

MatesLibres.com


Secuencias de Manzanas y Gusanos (I)

Recorte y pegue la figura que completa cada secuencia.


1.



2.



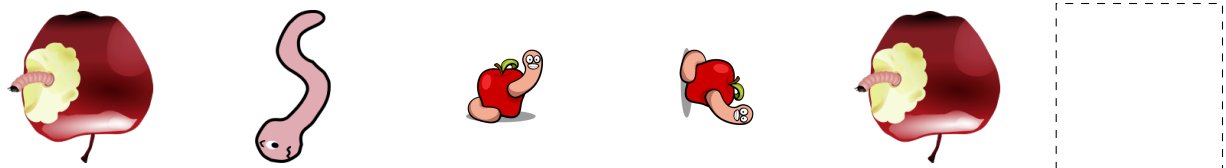
3.



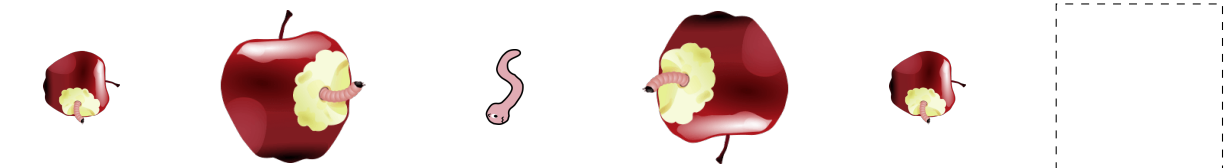
4.



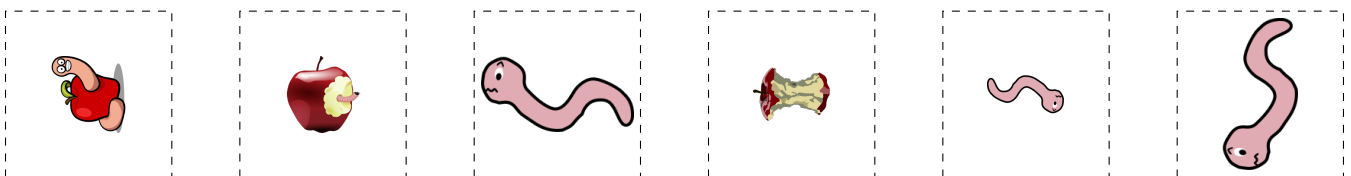
5.



6.



Para recortar:



Imágenes tomadas de Openclipart.org

MatesLibres.com


Secuencias de Manzanas y Gusanos (I) Respuestas

Recorte y pegue la figura que completa cada secuencia.


1.



2.




3.



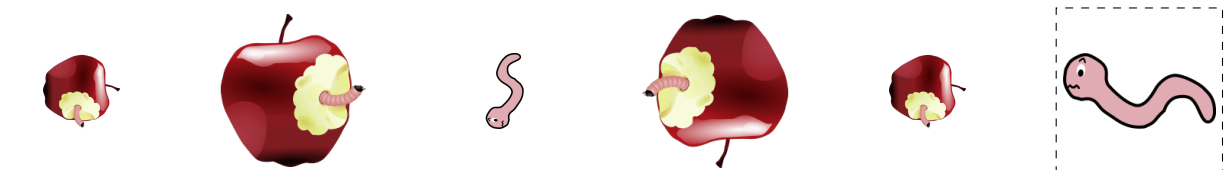
4.



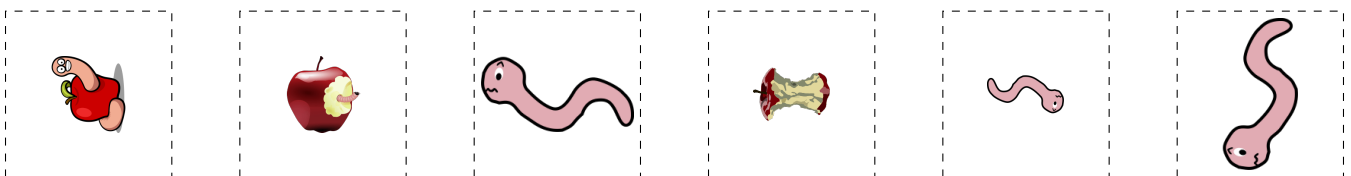
5.



6.



Para recortar:



Imágenes tomadas de Openclipart.org

MatesLibres.com

Secuencias de Manzanas y Gusanos (J)

Recorte y pegue la figura que completa cada secuencia.

1.



2.




3.



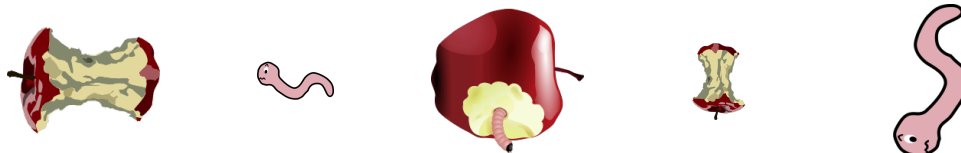
4.



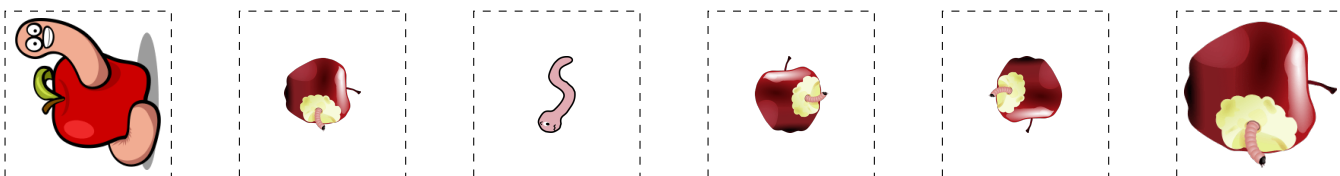
5.



6.



Para recortar:




Imágenes tomadas de Openclipart.org

MatesLibres.com

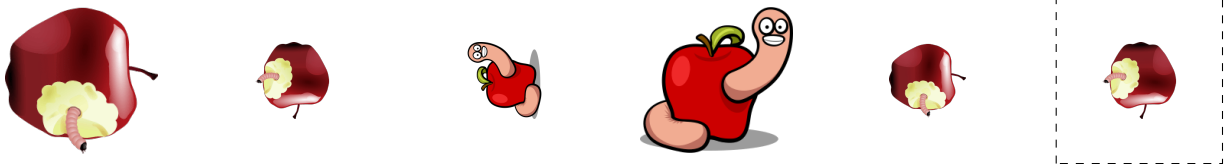
Secuencias de Manzanas y Gusanos (J) Respuestas

Recorte y pegue la figura que completa cada secuencia.


1.




2.



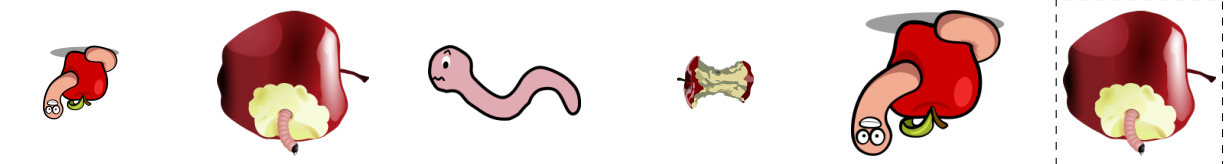
3.



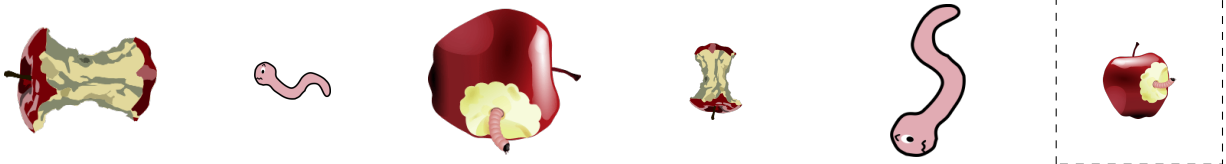
4.



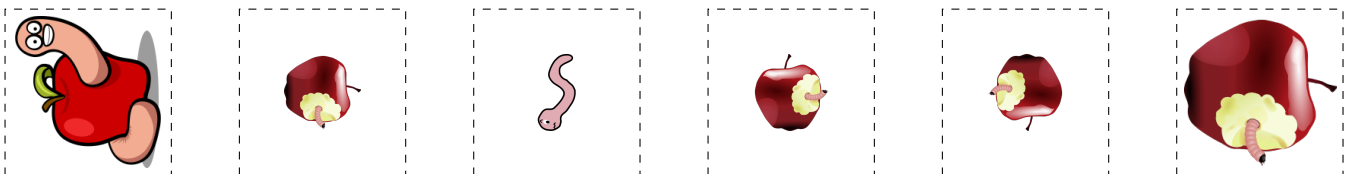
5.



6.



Para recortar:



Imágenes tomadas de Openclipart.org

MatesLibres.com