



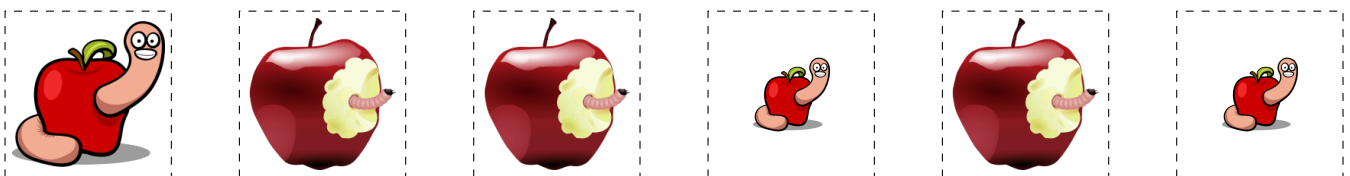


# Secuencias de Manzanas y Gusanos (A)

Recorte y pegue la figura que completa cada secuencia.



Para recortar:








Imágenes tomadas de [Openclipart.org](http://Openclipart.org)

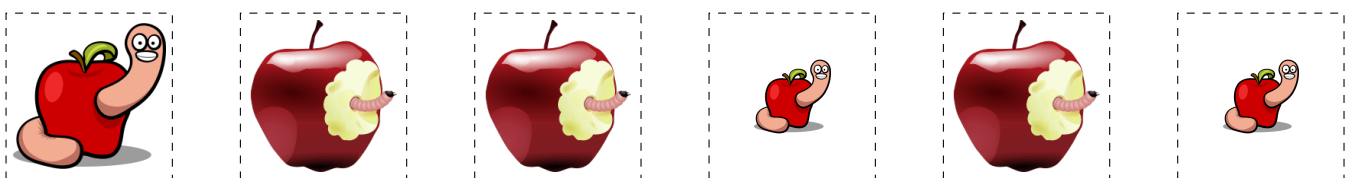
MatesLibres.com

# Secuencias de Manzanas y Gusanos (A) Respuestas

Recorte y pegue la figura que completa cada secuencia.



Para recortar:




Imágenes tomadas de [Openclipart.org](http://Openclipart.org)

MatesLibres.com


# Secuencias de Manzanas y Gusanos (B)

Recorte y pegue la figura que completa cada secuencia.


1.




2.



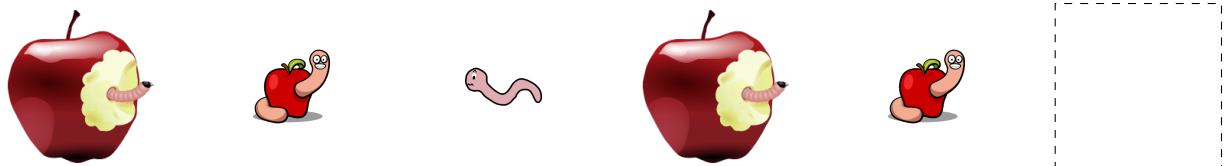
3.




4.



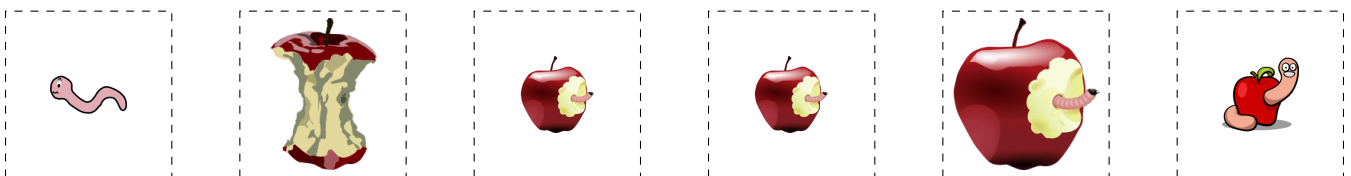
5.



6.



Para recortar:




Imágenes tomadas de [Openclipart.org](http://Openclipart.org)

MatesLibres.com


# Secuencias de Manzanas y Gusanos (B) Respuestas

Recorte y pegue la figura que completa cada secuencia.

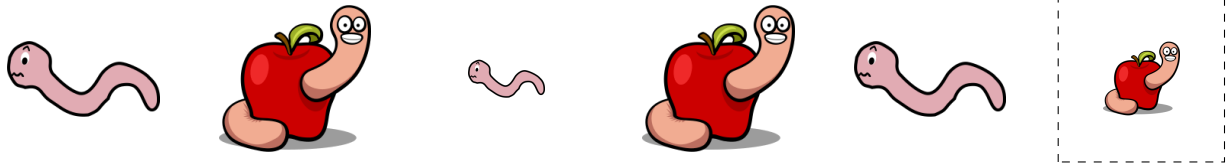
1.



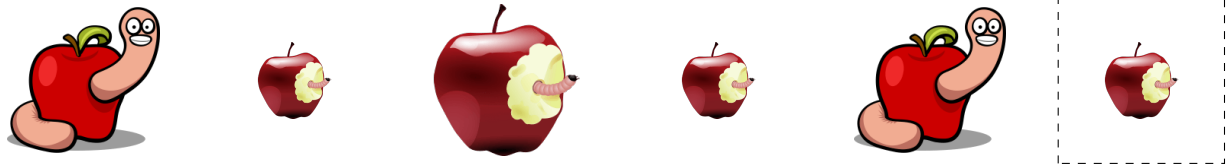
2.



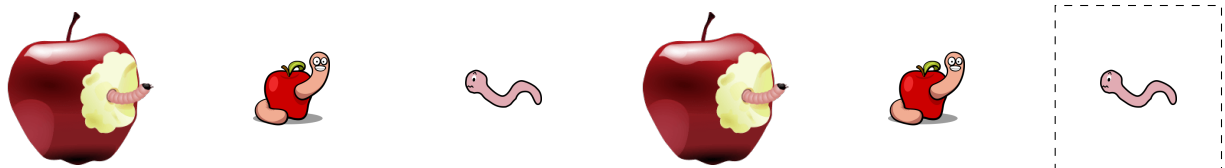
3.



4.



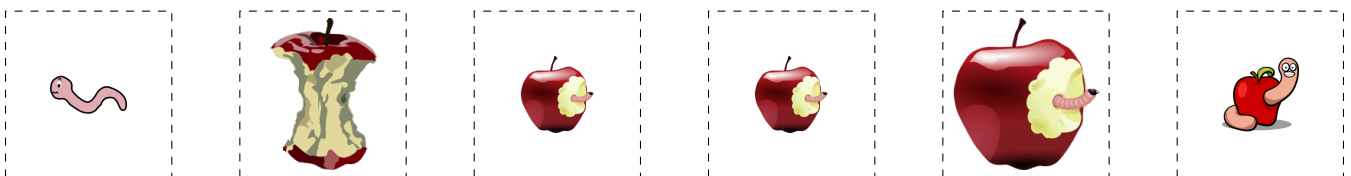
5.



6.



Para recortar:



Imágenes tomadas de [Openclipart.org](http://Openclipart.org)

MatesLibres.com

# Secuencias de Manzanas y Gusanos (C)

Recorte y pegue la figura que completa cada secuencia.


1.




2.




3.



4.








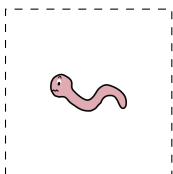
5.



6.



Para recortar:




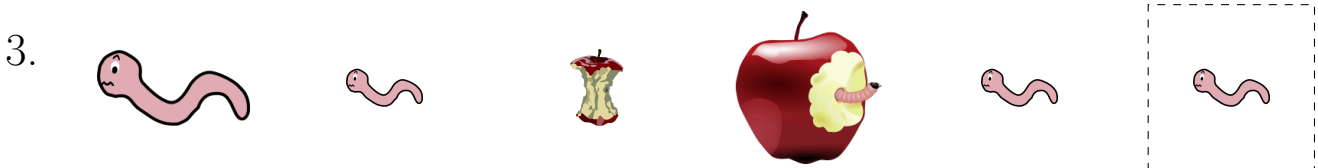



Imágenes tomadas de [Openclipart.org](http://Openclipart.org)

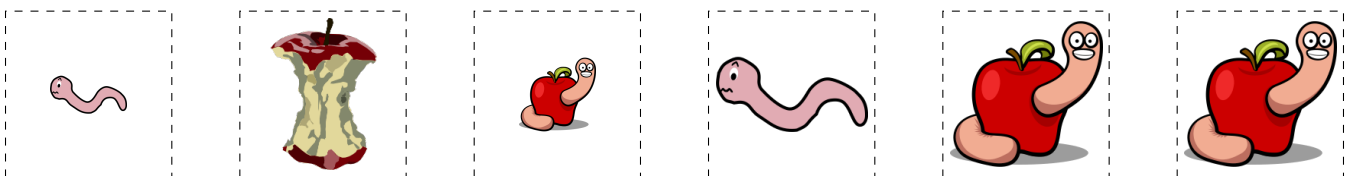
MatesLibres.com

# Secuencias de Manzanas y Gusanos (C) Respuestas

Recorte y pegue la figura que completa cada secuencia.



Para recortar:




Imágenes tomadas de [Openclipart.org](http://Openclipart.org)

MatesLibres.com


# Secuencias de Manzanas y Gusanos (D)

Recorte y pegue la figura que completa cada secuencia.


1.




2.




3.




4.



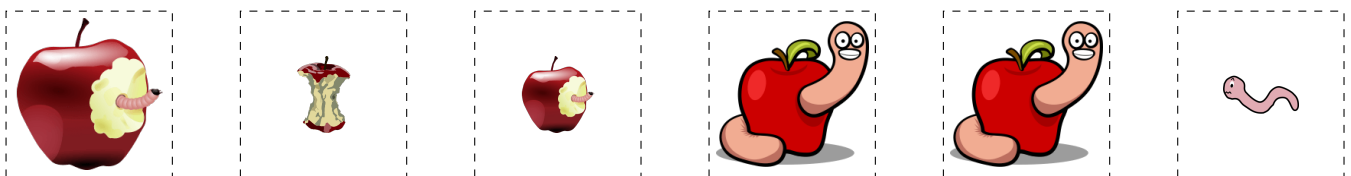
5.



6.



Para recortar:




Imágenes tomadas de [Openclipart.org](http://Openclipart.org)

MatesLibres.com


# Secuencias de Manzanas y Gusanos (D) Respuestas

Recorte y pegue la figura que completa cada secuencia.


1.




2.




3.



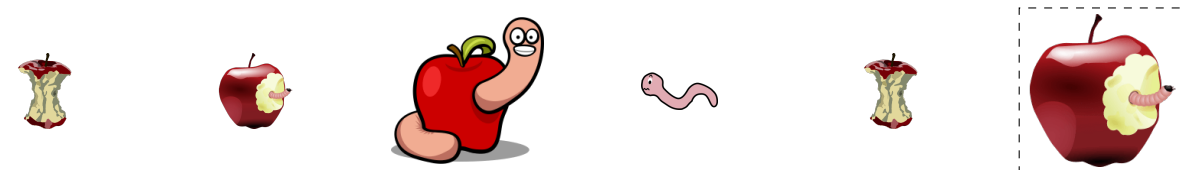
4.



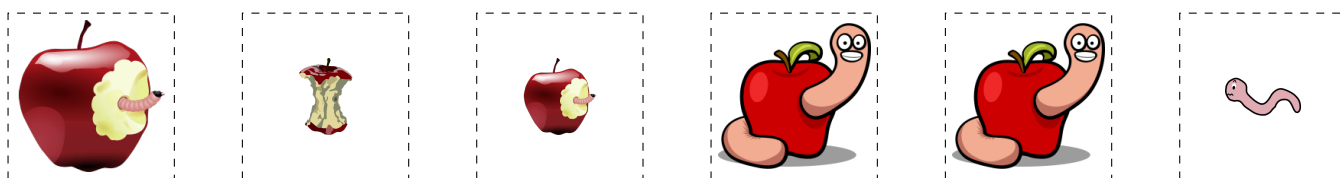
5.



6.



Para recortar:



Imágenes tomadas de [Openclipart.org](http://Openclipart.org)

MatesLibres.com




# Secuencias de Manzanas y Gusanos (E)

Recorte y pegue la figura que completa cada secuencia.

1.




2.




3.



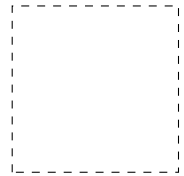
4.



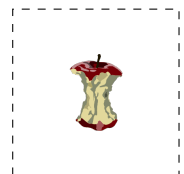
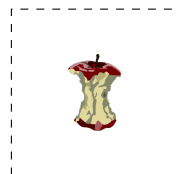
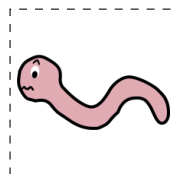
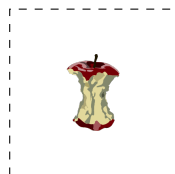


5.



6.



Para recortar:









Imágenes tomadas de [Openclipart.org](http://Openclipart.org)

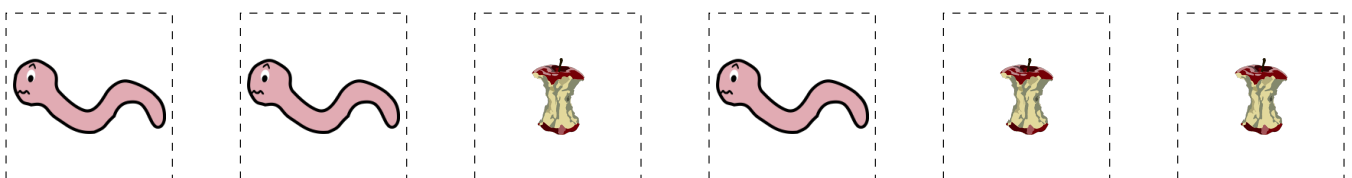
MatesLibres.com

# Secuencias de Manzanas y Gusanos (E) Respuestas

Recorte y pegue la figura que completa cada secuencia.



Para recortar:









Imágenes tomadas de [Openclipart.org](http://Openclipart.org)

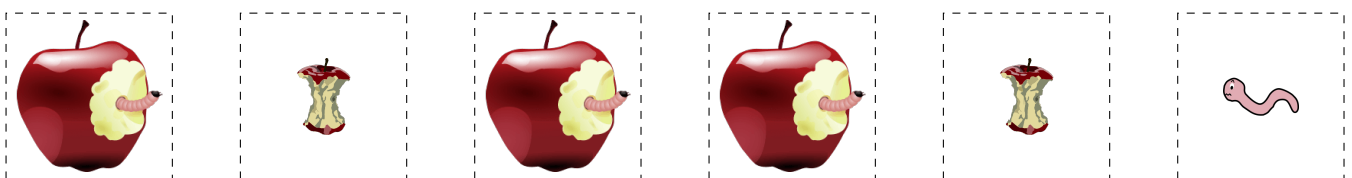
MatesLibres.com

# Secuencias de Manzanas y Gusanos (F)

Recorte y pegue la figura que completa cada secuencia.



Para recortar:




Imágenes tomadas de [Openclipart.org](http://Openclipart.org)

MatesLibres.com

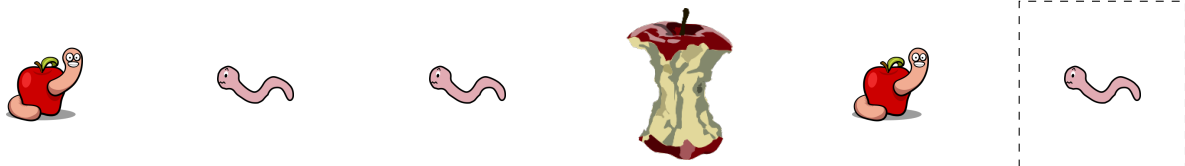
# Secuencias de Manzanas y Gusanos (F) Respuestas

Recorte y pegue la figura que completa cada secuencia.

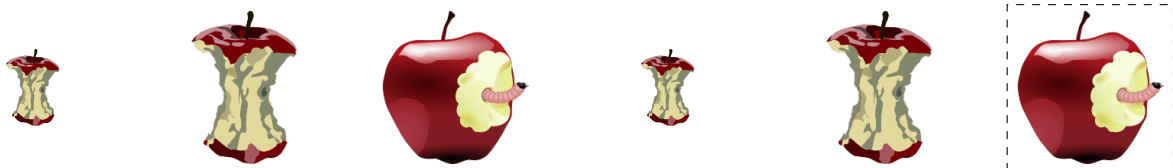
1.



2.




3.




4.



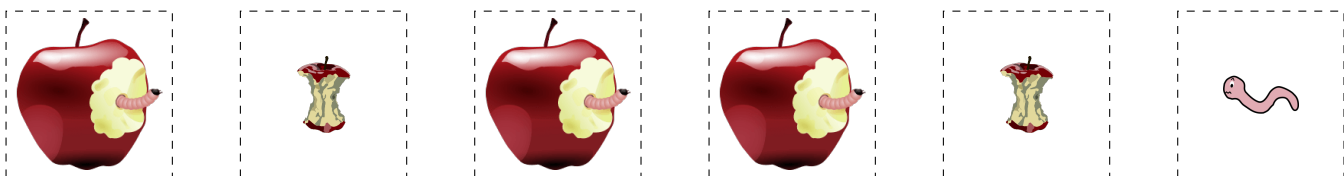
5.



6.



Para recortar:



Imágenes tomadas de [Openclipart.org](http://Openclipart.org)

MatesLibres.com


# Secuencias de Manzanas y Gusanos (G)

Recorte y pegue la figura que completa cada secuencia.

1.




2.




3.




4.



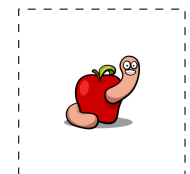
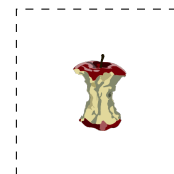




5.



6.



Para recortar:




Imágenes tomadas de [Openclipart.org](http://Openclipart.org)

MatesLibres.com


# Secuencias de Manzanas y Gusanos (G) Respuestas

Recorte y pegue la figura que completa cada secuencia.

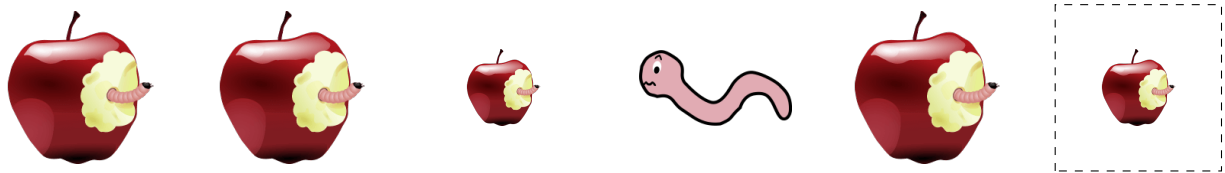
1.



2.



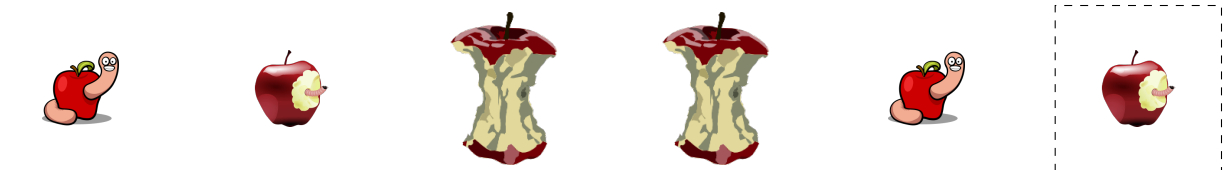
3.




4.



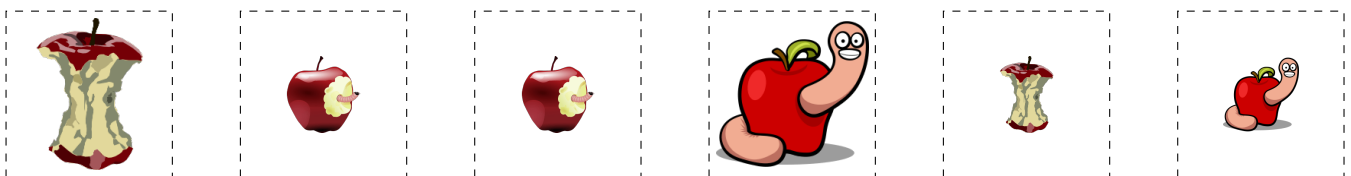
5.



6.



Para recortar:






Imágenes tomadas de [Openclipart.org](http://Openclipart.org)

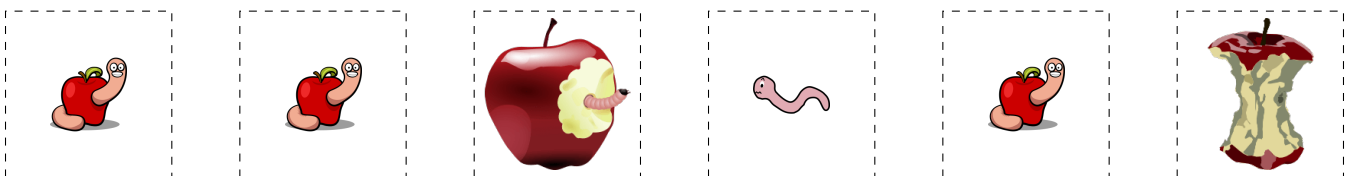
MatesLibres.com

# Secuencias de Manzanas y Gusanos (H)

Recorte y pegue la figura que completa cada secuencia.



Para recortar:







Imágenes tomadas de [Openclipart.org](http://Openclipart.org)

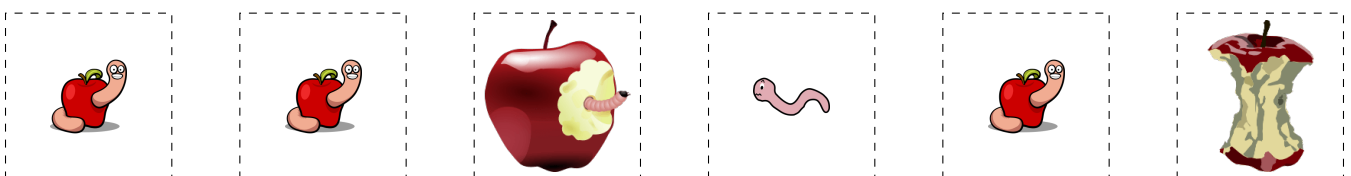
MatesLibres.com

# Secuencias de Manzanas y Gusanos (H) Respuestas

Recorte y pegue la figura que completa cada secuencia.



Para recortar:



Imágenes tomadas de [Openclipart.org](http://Openclipart.org)



MatesLibres.com





# Secuencias de Manzanas y Gusanos (I)

Recorte y pegue la figura que completa cada secuencia.



1.





2.




3.





4.



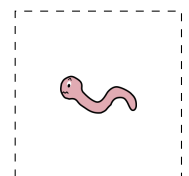
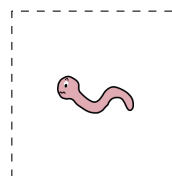




5.



6.



Para recortar:




Imágenes tomadas de [Openclipart.org](http://Openclipart.org)

MatesLibres.com

# Secuencias de Manzanas y Gusanos (I) Respuestas

Recorte y pegue la figura que completa cada secuencia.


1.




2.



3.




4.



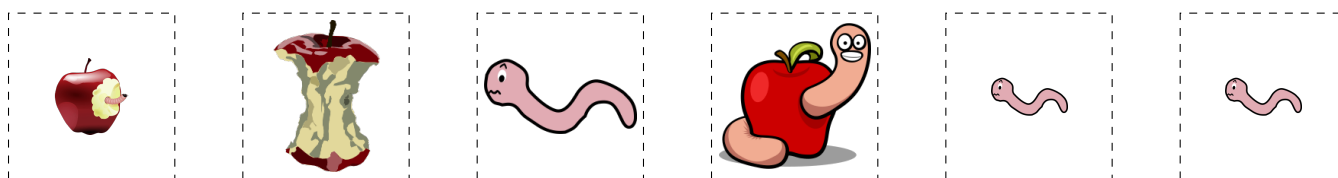
5.



6.



Para recortar:








Imágenes tomadas de [Openclipart.org](http://Openclipart.org)

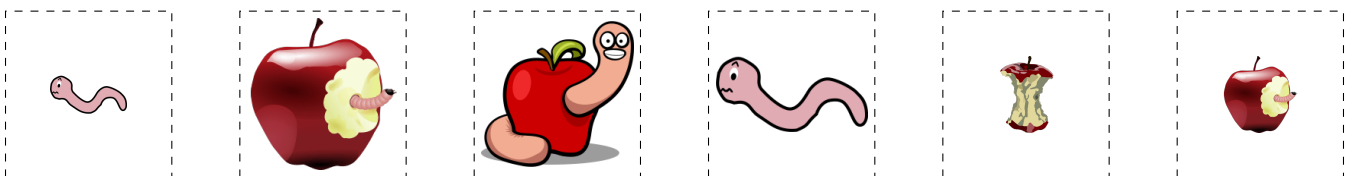
MatesLibres.com

# Secuencias de Manzanas y Gusanos (J)

Recorte y pegue la figura que completa cada secuencia.



Para recortar:







Imágenes tomadas de [Openclipart.org](http://Openclipart.org)


MatesLibres.com

# Secuencias de Manzanas y Gusanos (J) Respuestas

Recorte y pegue la figura que completa cada secuencia.



Para recortar:



Imágenes tomadas de [Openclipart.org](http://Openclipart.org)

MatesLibres.com