


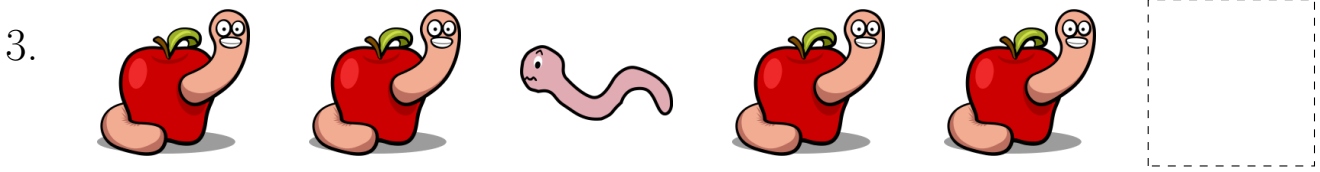


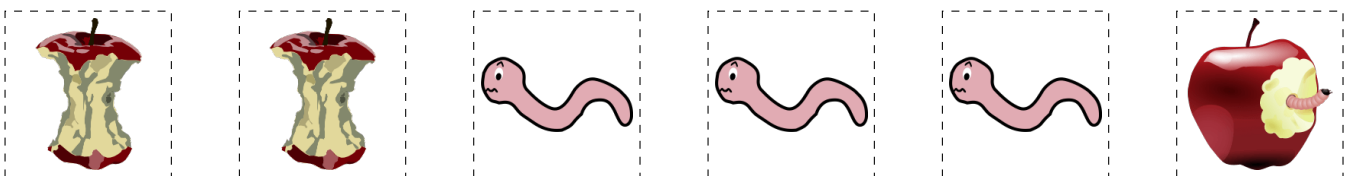


Secuencias de Manzanas y Gusanos (A)

Recorte y pegue la figura que completa cada secuencia.



Para recortar:








Imágenes tomadas de Openclipart.org

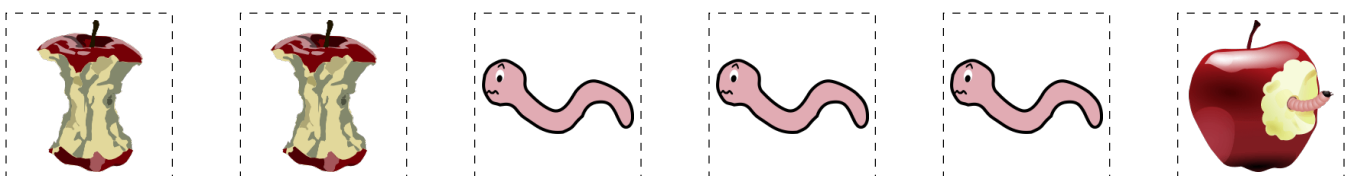
MatesLibres.com

Secuencias de Manzanas y Gusanos (A) Respuestas

Recorte y pegue la figura que completa cada secuencia.



Para recortar:






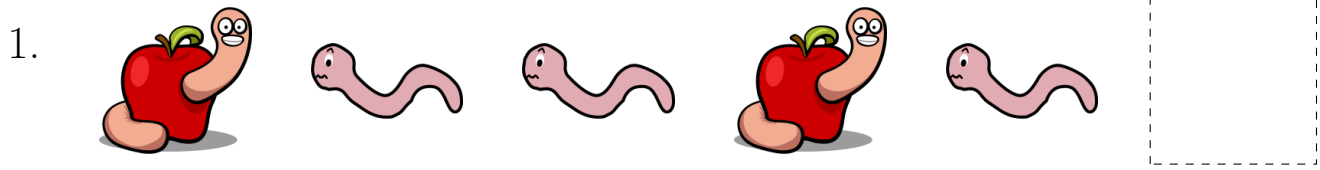


Imágenes tomadas de Openclipart.org

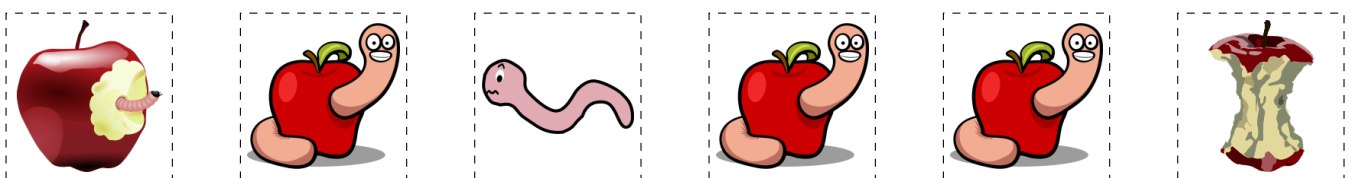
MatesLibres.com

Secuencias de Manzanas y Gusanos (B)

Recorte y pegue la figura que completa cada secuencia.



Para recortar:






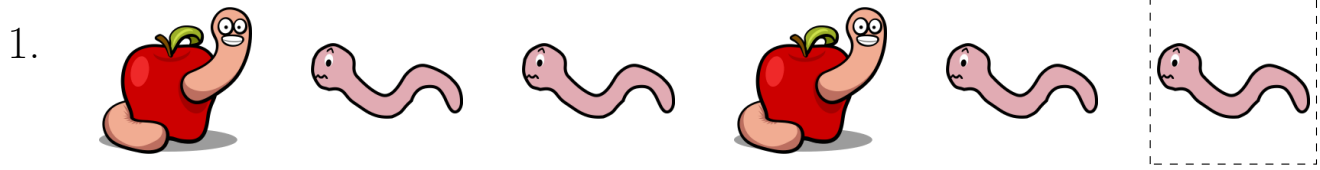


Imágenes tomadas de Openclipart.org

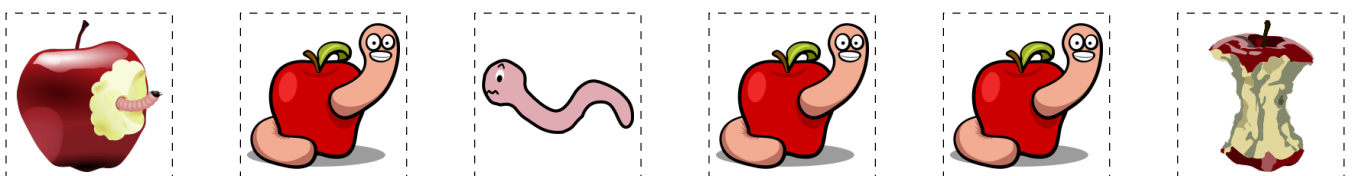
MatesLibres.com

Secuencias de Manzanas y Gusanos (B) Respuestas

Recorte y pegue la figura que completa cada secuencia.



Para recortar:

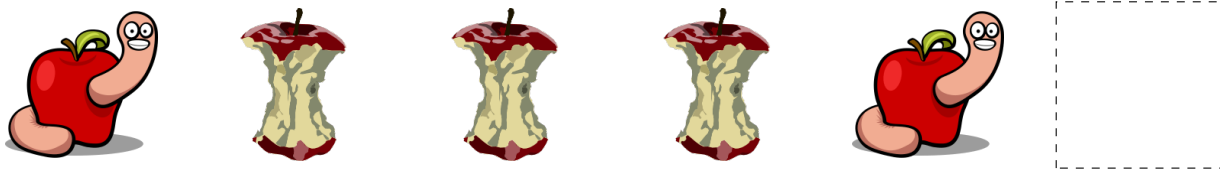


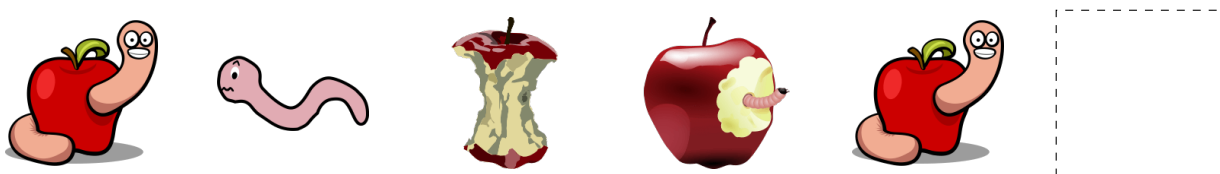
Imágenes tomadas de Openclipart.org


MatesLibres.com

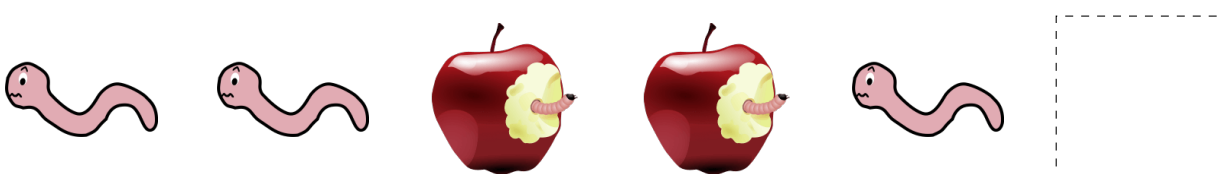
Secuencias de Manzanas y Gusanos (C)


Recorte y pegue la figura que completa cada secuencia.


1. 

2. 

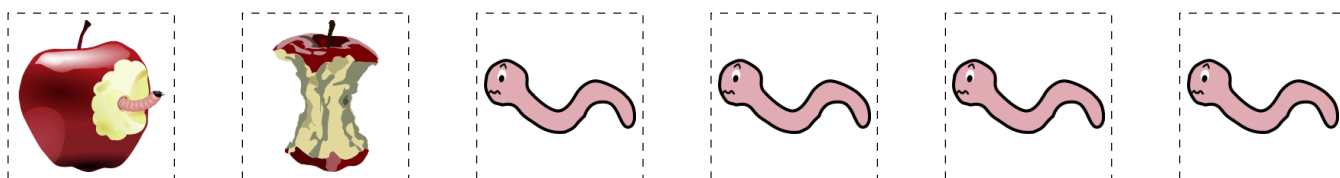
3. 

4. 

5. 

6. 

Para recortar:









Imágenes tomadas de Openclipart.org

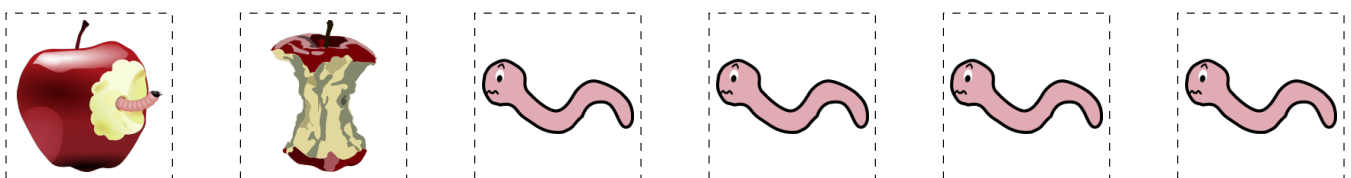
MatesLibres.com

Secuencias de Manzanas y Gusanos (C) Respuestas

Recorte y pegue la figura que completa cada secuencia.



Para recortar:









Imágenes tomadas de Openclipart.org

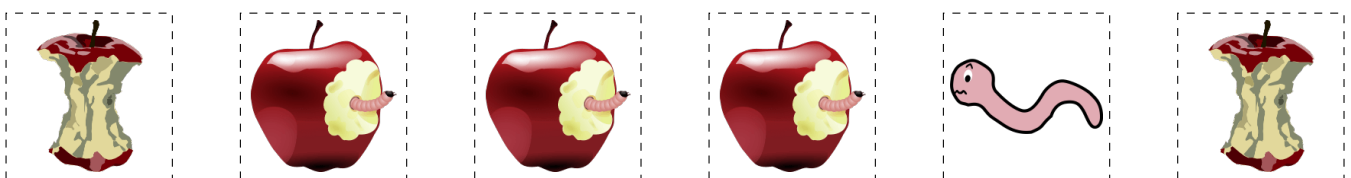
MatesLibres.com

Secuencias de Manzanas y Gusanos (D)

Recorte y pegue la figura que completa cada secuencia.



Para recortar:









Imágenes tomadas de Openclipart.org

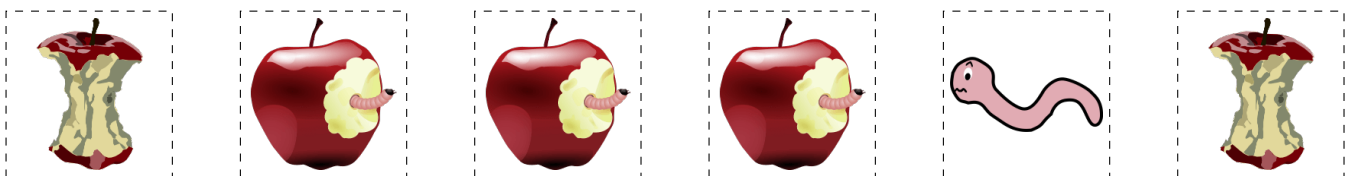
MatesLibres.com

Secuencias de Manzanas y Gusanos (D) Respuestas

Recorte y pegue la figura que completa cada secuencia.



Para recortar:





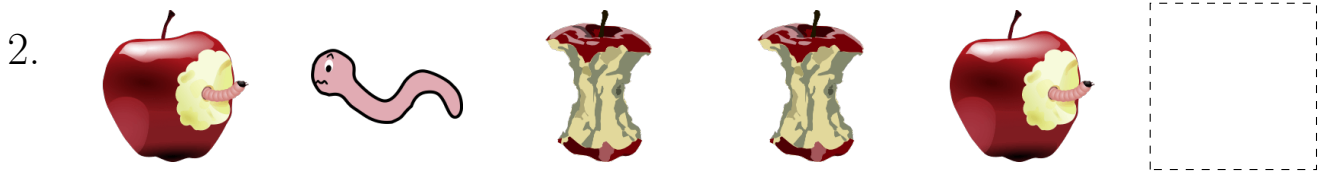



Imágenes tomadas de Openclipart.org

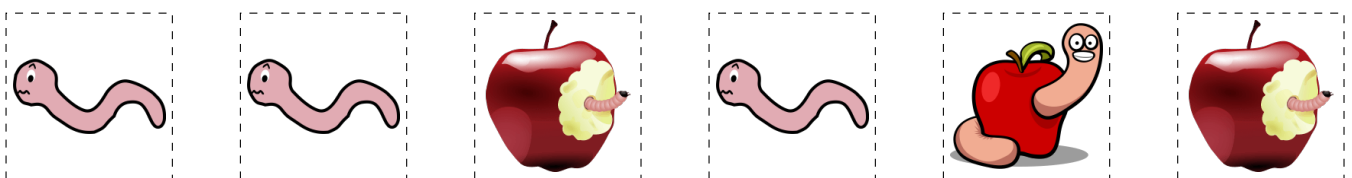
MatesLibres.com

Secuencias de Manzanas y Gusanos (E)

Recorte y pegue la figura que completa cada secuencia.



Para recortar:









Imágenes tomadas de Openclipart.org

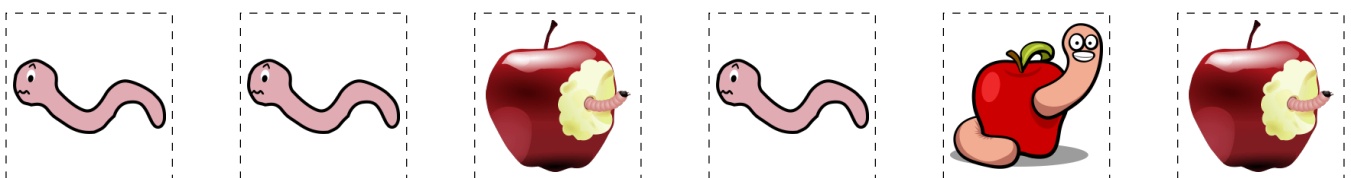
MatesLibres.com

Secuencias de Manzanas y Gusanos (E) Respuestas

Recorte y pegue la figura que completa cada secuencia.



Para recortar:









Imágenes tomadas de Openclipart.org

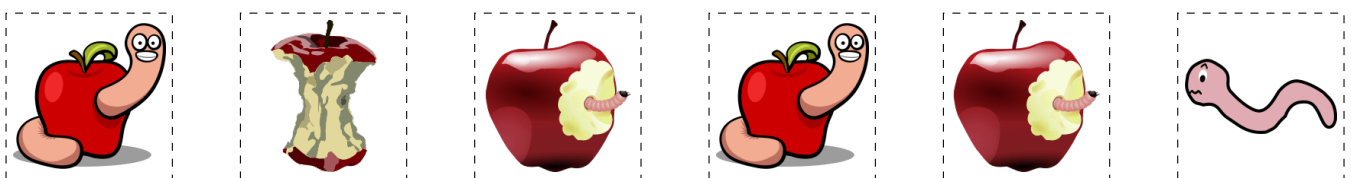
MatesLibres.com

Secuencias de Manzanas y Gusanos (F)

Recorte y pegue la figura que completa cada secuencia.



Para recortar:


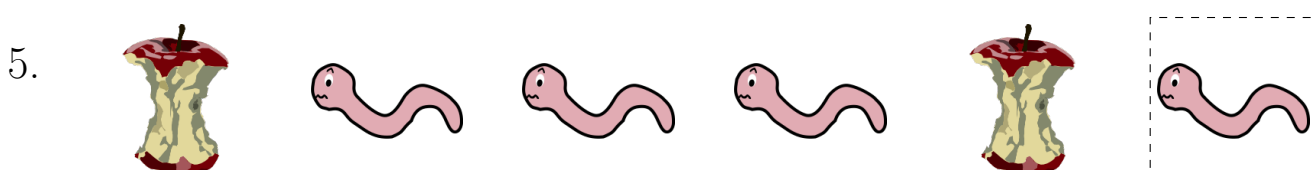





Imágenes tomadas de Openclipart.org

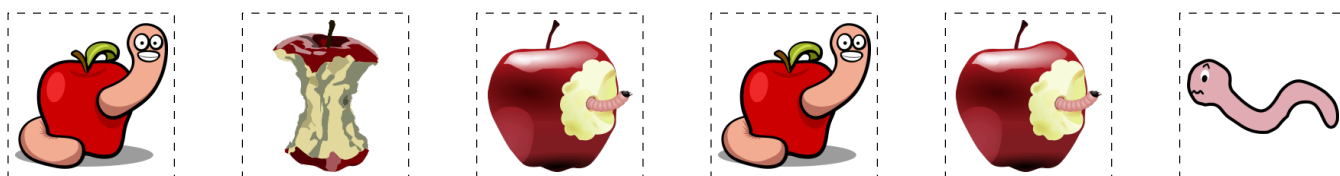
MatesLibres.com

Secuencias de Manzanas y Gusanos (F) Respuestas

Recorte y pegue la figura que completa cada secuencia.



Para recortar:









Imágenes tomadas de Openclipart.org

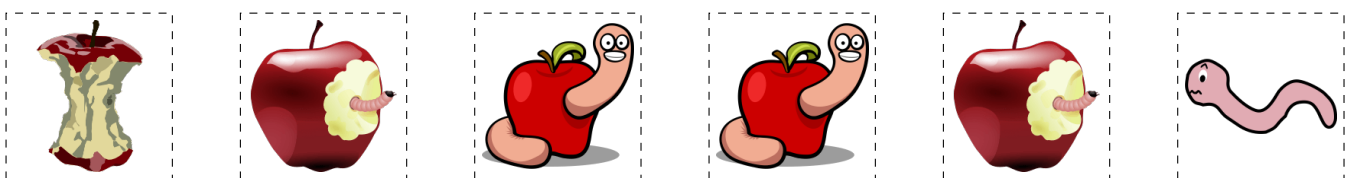
MatesLibres.com

Secuencias de Manzanas y Gusanos (G)

Recorte y pegue la figura que completa cada secuencia.



Para recortar:








Imágenes tomadas de Openclipart.org


MatesLibres.com

Secuencias de Manzanas y Gusanos (G) Respuestas

Recorte y pegue la figura que completa cada secuencia.



Para recortar:





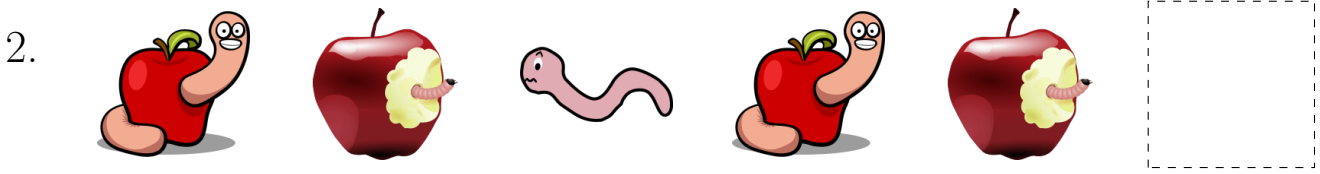


Imágenes tomadas de Openclipart.org


MatesLibres.com

Secuencias de Manzanas y Gusanos (H)

Recorte y pegue la figura que completa cada secuencia.



Para recortar:




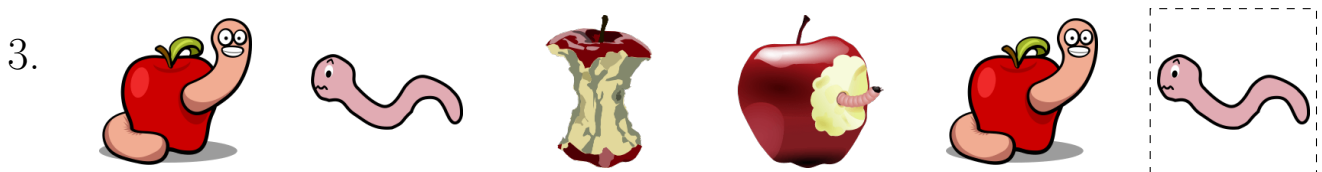




Imágenes tomadas de Openclipart.org

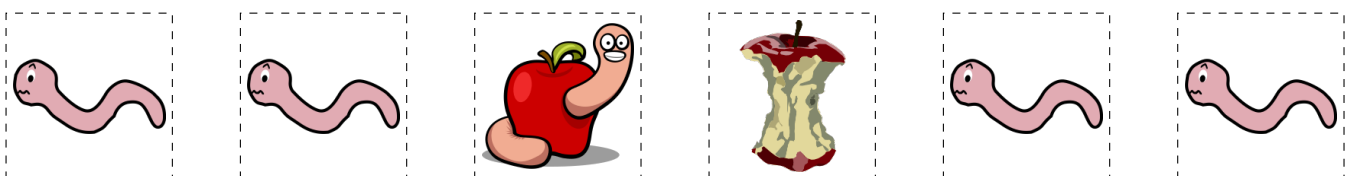
MatesLibres.com

Secuencias de Manzanas y Gusanos (H) Respuestas

Recorte y pegue la figura que completa cada secuencia.



Para recortar:




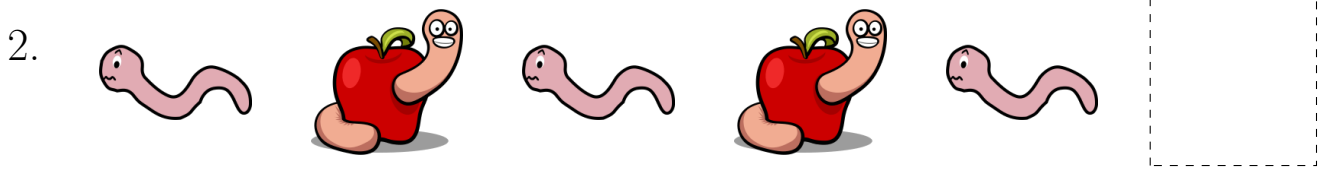
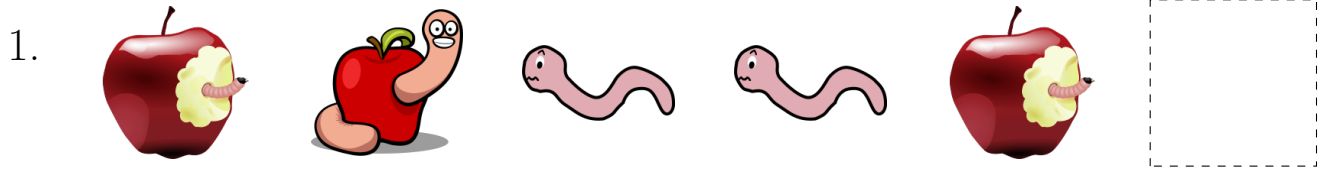


Imágenes tomadas de Openclipart.org

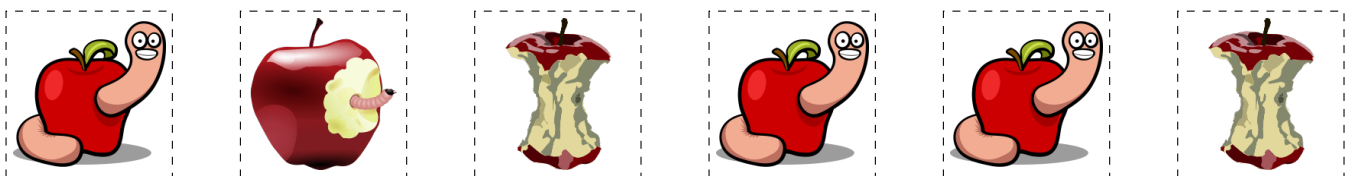
MatesLibres.com

Secuencias de Manzanas y Gusanos (I)

Recorte y pegue la figura que completa cada secuencia.



Para recortar:








Imágenes tomadas de Openclipart.org

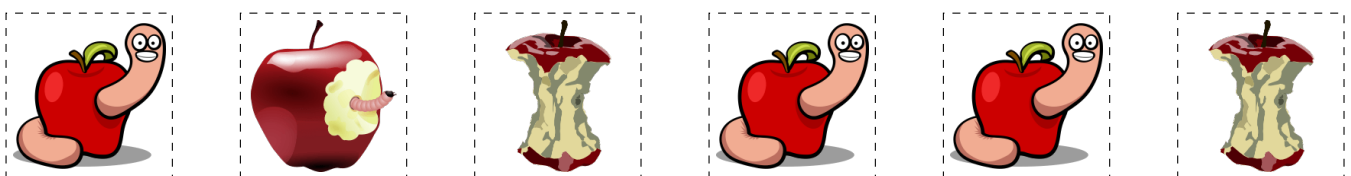
MatesLibres.com

Secuencias de Manzanas y Gusanos (I) Respuestas

Recorte y pegue la figura que completa cada secuencia.



Para recortar:


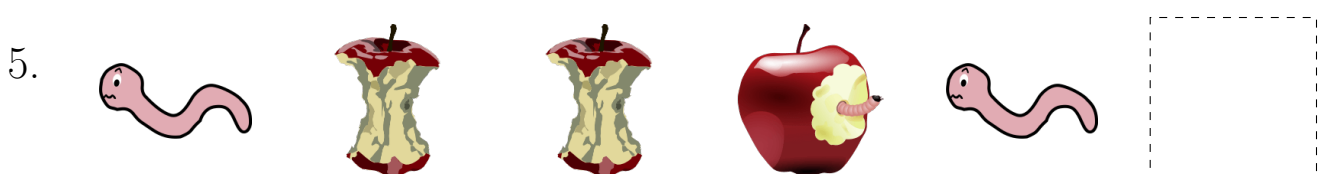






Imágenes tomadas de Openclipart.org

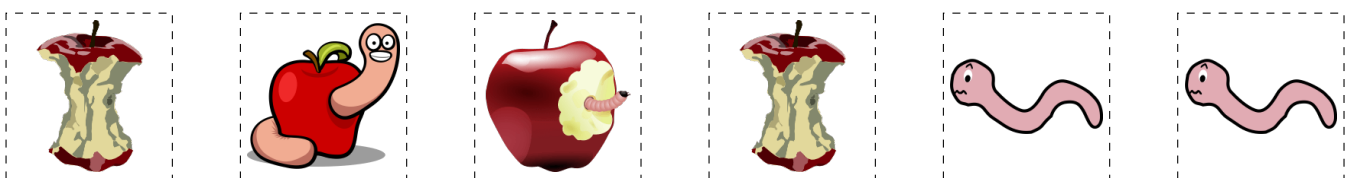
MatesLibres.com

Secuencias de Manzanas y Gusanos (J)

Recorte y pegue la figura que completa cada secuencia.



Para recortar:


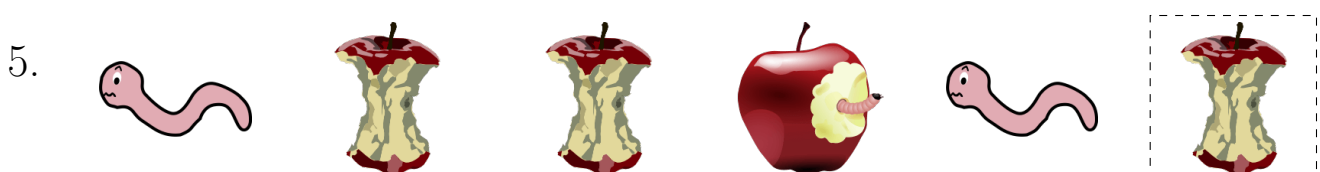






Imágenes tomadas de Openclipart.org

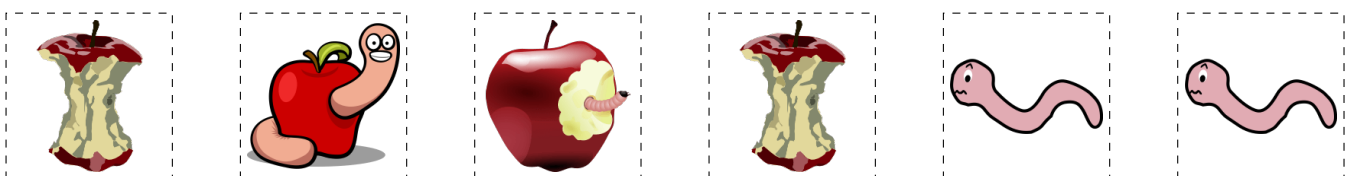
MatesLibres.com

Secuencias de Manzanas y Gusanos (J) Respuestas

Recorte y pegue la figura que completa cada secuencia.



Para recortar:



Imágenes tomadas de Openclipart.org

MatesLibres.com