

Secuencias de Manzanas y Gusanos (C)

Recorte y pegue la figura que completa cada secuencia.

1.



2.



3.



4.



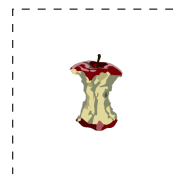
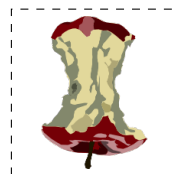
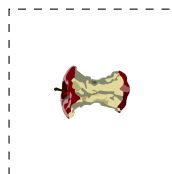
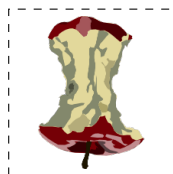
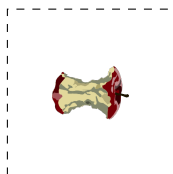
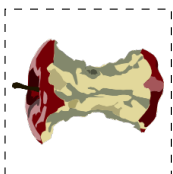
5.



6.



Para recortar:

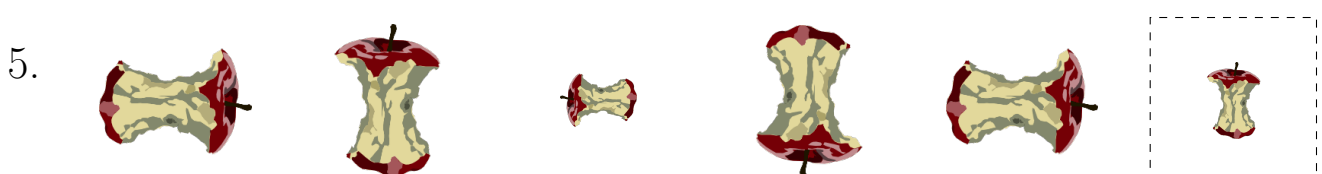

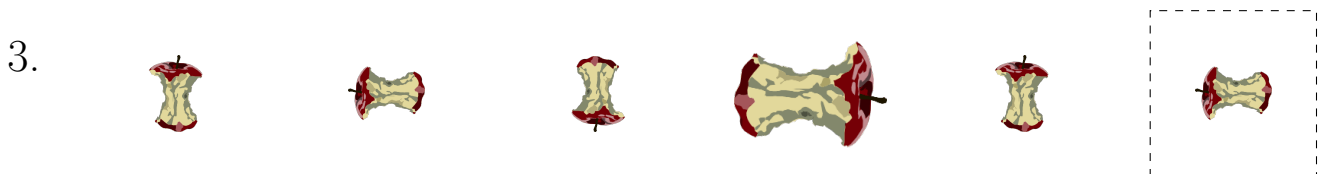


Imágenes tomadas de Openclipart.org

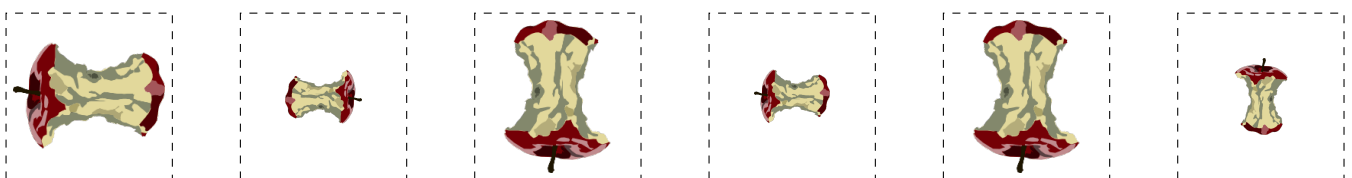
MatesLibres.com

Secuencias de Manzanas y Gusanos (C) Respuestas

Recorte y pegue la figura que completa cada secuencia.



Para recortar:



Imágenes tomadas de Openclipart.org

MatesLibres.com