



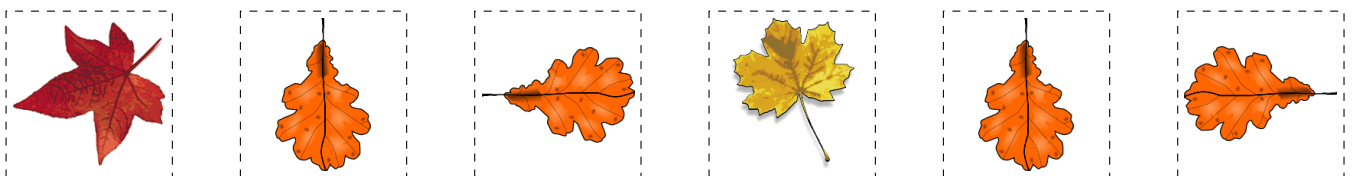


# Secuencias de Hojas de Otoño (G)

Recorte y pegue la figura que completa cada secuencia.



Para recortar:







Imágenes tomadas de [Openclipart.org](http://Openclipart.org)


MatesLibres.com

# Secuencias de Hojas de Otoño (G) Respuestas

Recorte y pegue la figura que completa cada secuencia.



Para recortar:



Imágenes tomadas de [Openclipart.org](http://Openclipart.org)

MatesLibres.com