



















Secuencias de Hojas de Otoño (C)







Recorte y pegue la figura que completa cada secuencia.

1.      

2.      


3.      

4.      

5.      

6.      

Para recortar:







Imágenes tomadas de Openclipart.org

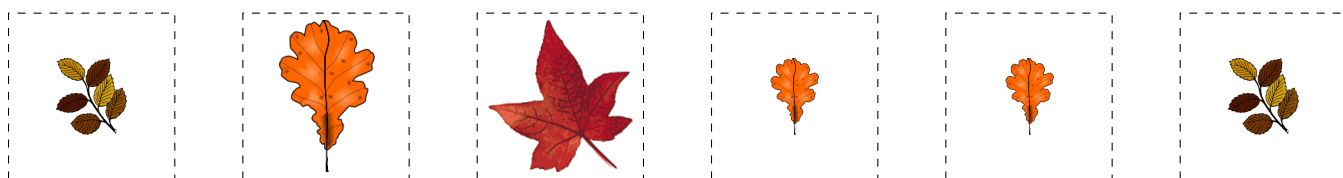
MatesLibres.com

Secuencias de Hojas de Otoño (C) Respuestas

Recorte y pegue la figura que completa cada secuencia.



Para recortar:



Imágenes tomadas de Openclipart.org

MatesLibres.com