



Secuencias de Hojas de Otoño (D)

Recorte y pegue la figura que completa cada secuencia.


1.




2.




3.




4.



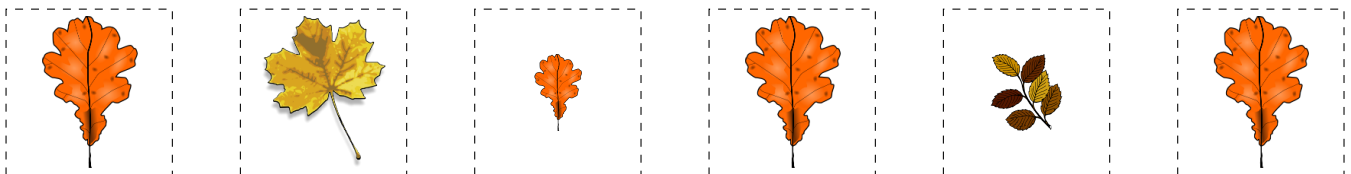
5.



6.



Para recortar:



Imágenes tomadas de Openclipart.org

MatesLibres.com


Secuencias de Hojas de Otoño (D) Respuestas

Recorte y pegue la figura que completa cada secuencia.


1.



2.



3.




4.



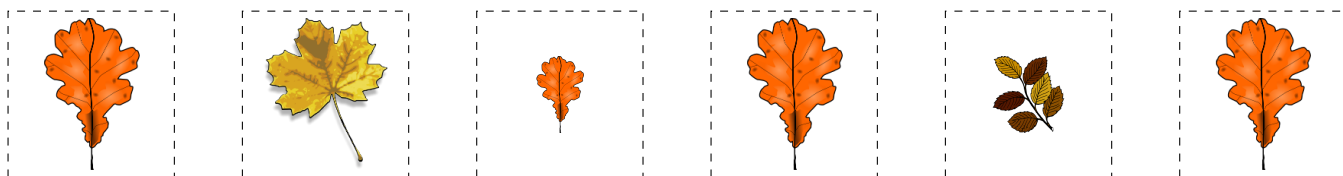
5.



6.



Para recortar:



Imágenes tomadas de Openclipart.org

MatesLibres.com