



















Secuencias de Hojas de Otoño (E)







Recorte y pegue la figura que completa cada secuencia.

1.      

2.      

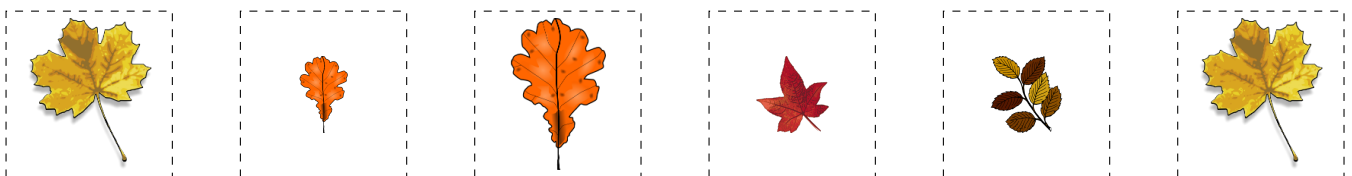
3.      

4.      

5.      

6.      

Para recortar:




Imágenes tomadas de Openclipart.org

MatesLibres.com


Secuencias de Hojas de Otoño (E) Respuestas

Recorte y pegue la figura que completa cada secuencia.

1.



2.




3.



4.



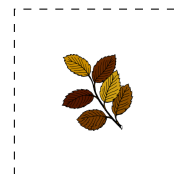
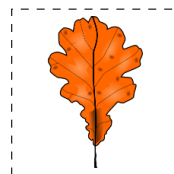
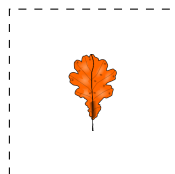
5.



6.



Para recortar:



Imágenes tomadas de Openclipart.org

MatesLibres.com