


Secuencias de Hojas de Otoño (F)

Recorte y pegue la figura que completa cada secuencia.


1.




2.




3.



4.



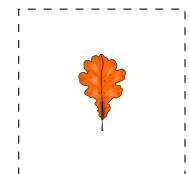

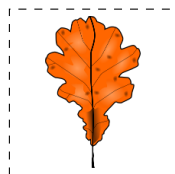
5.



6.



Para recortar:



Imágenes tomadas de Openclipart.org

MatesLibres.com


Secuencias de Hojas de Otoño (F) Respuestas

Recorte y pegue la figura que completa cada secuencia.


1.



2.




3.



4.



5.



6.



Para recortar:



Imágenes tomadas de Openclipart.org

MatesLibres.com