


# Secuencias de Hojas de Otoño (I)

Recorte y pegue la figura que completa cada secuencia.

1.





2.




3.




4.



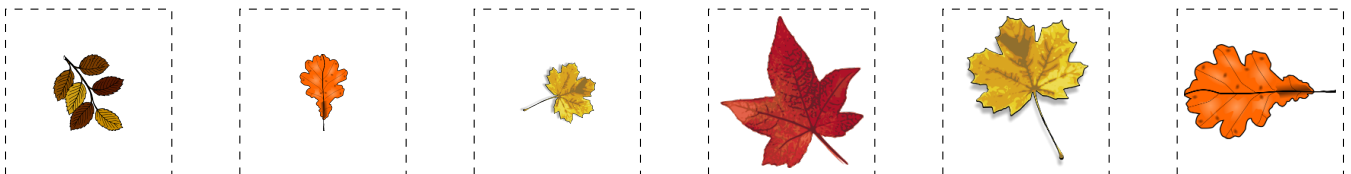
5.



6.



Para recortar:




Imágenes tomadas de [Openclipart.org](http://Openclipart.org)

MatesLibres.com

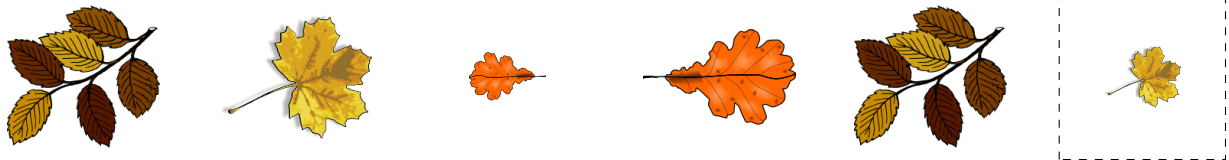
# Secuencias de Hojas de Otoño (I) Respuestas

Recorte y pegue la figura que completa cada secuencia.

1.



2.



3.



4.



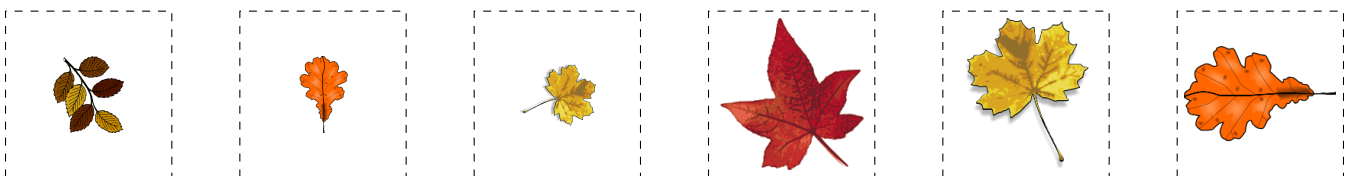
5.



6.



Para recortar:



Imágenes tomadas de [Openclipart.org](http://Openclipart.org)

MatesLibres.com