







Secuencias de Hojas de Otoño (J)


Recorte y pegue la figura que completa cada secuencia.

1.  

2.  

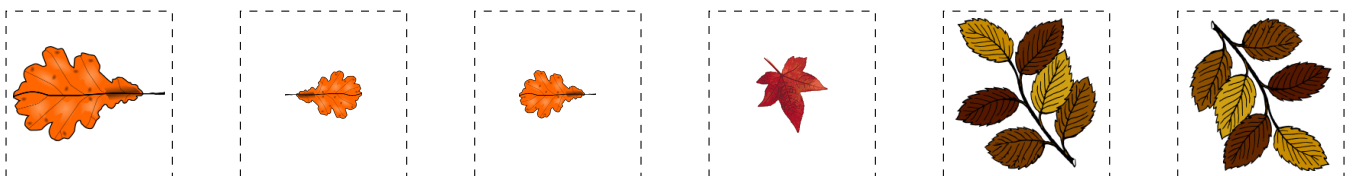
3.  

4.  

5.  

6.  

Para recortar:






Imágenes tomadas de Openclipart.org

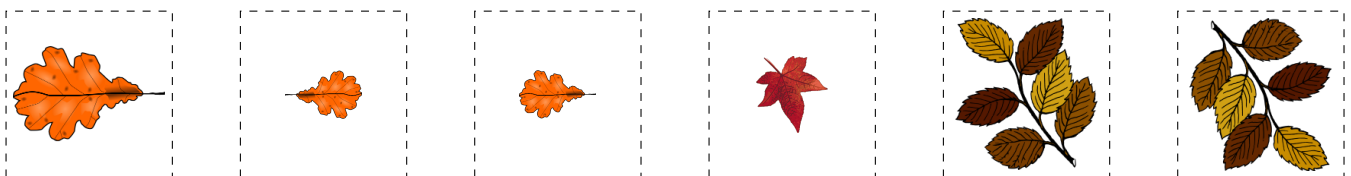
MatesLibres.com

Secuencias de Hojas de Otoño (J) Respuestas

Recorte y pegue la figura que completa cada secuencia.



Para recortar:



Imágenes tomadas de Openclipart.org

MatesLibres.com