

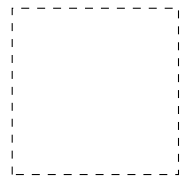
Secuencias de Hojas de Otoño (D)

Recorte y pegue la figura que completa cada secuencia.


1.



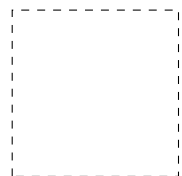
2.




3.




4.







5.



6.



Para recortar:








Imágenes tomadas de [Openclipart.org](https://openclipart.org/)


MatesLibres.com

Secuencias de Hojas de Otoño (D) Respuestas

Recorte y pegue la figura que completa cada secuencia.



Para recortar:



Imágenes tomadas de Openclipart.org

MatesLibres.com