

# Secuencias de Verano (I)

Recorte y pegue la figura que completa cada secuencia.


1.




2.




3.



4.




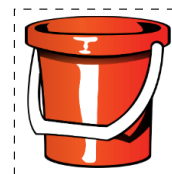
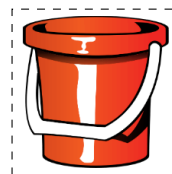

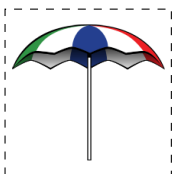
5.



6.



Para recortar:





Imágenes tomadas de [Openclipart.org](http://Openclipart.org)

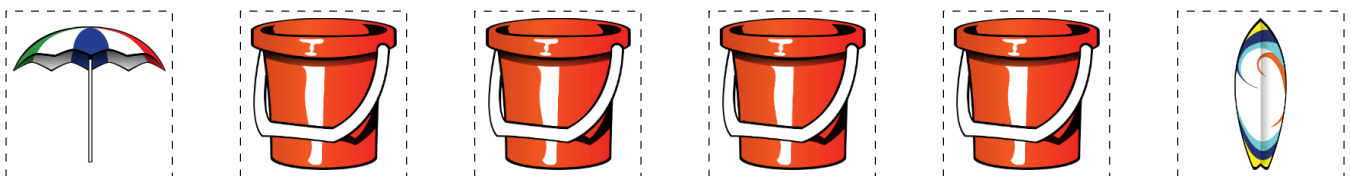
MatesLibres.com

# Secuencias de Verano (I) Respuestas

Recorte y pegue la figura que completa cada secuencia.



Para recortar:



Imágenes tomadas de [Openclipart.org](http://Openclipart.org)

MatesLibres.com