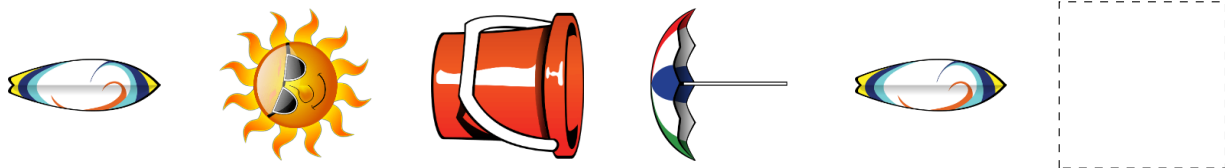



Secuencias de Verano (G)

Recorte y pegue la figura que completa cada secuencia.

1.



2.




3.



4.



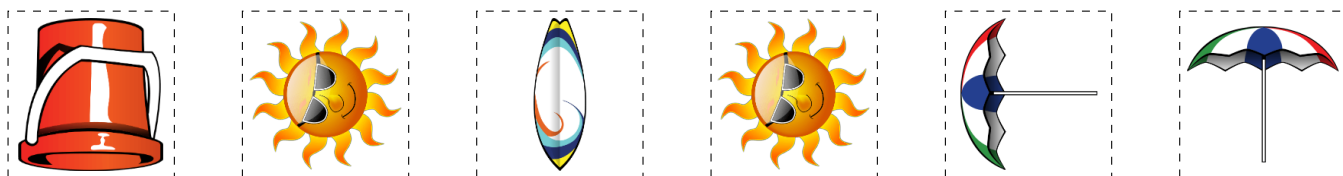
5.



6.



Para recortar:

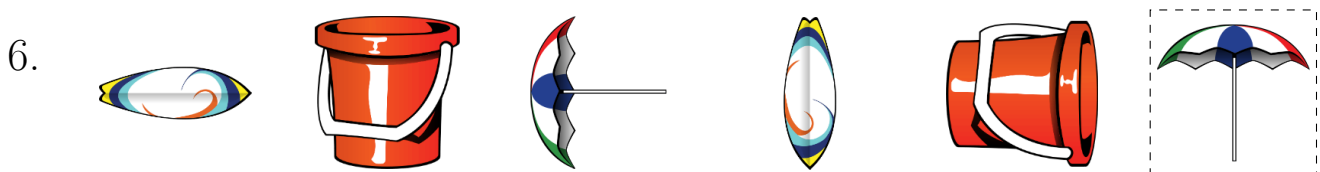







Imágenes tomadas de Openclipart.org


MatesLibres.com

Secuencias de Verano (G) Respuestas

Recorte y pegue la figura que completa cada secuencia.



Para recortar:



Imágenes tomadas de Openclipart.org

MatesLibres.com