


Secuencias de Verano (B)

Recorte y pegue la figura que completa cada secuencia.


1.




2.




3.



4.



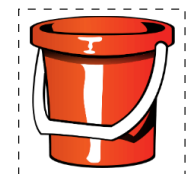
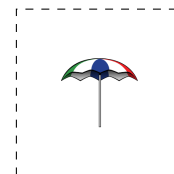
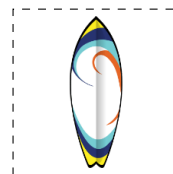
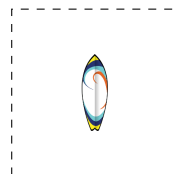

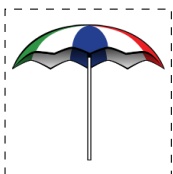
5.



6.



Para recortar:



Imágenes tomadas de Openclipart.org

MatesLibres.com

Secuencias de Verano (B) Respuestas

Recorte y pegue la figura que completa cada secuencia.


1.



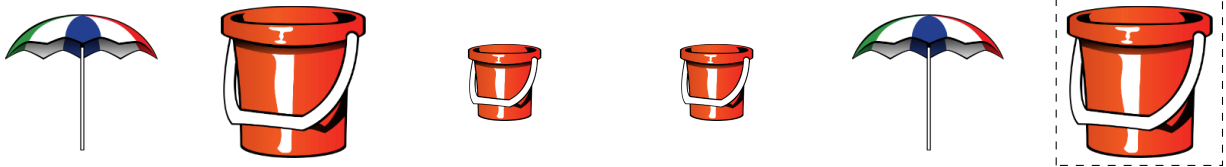
2.



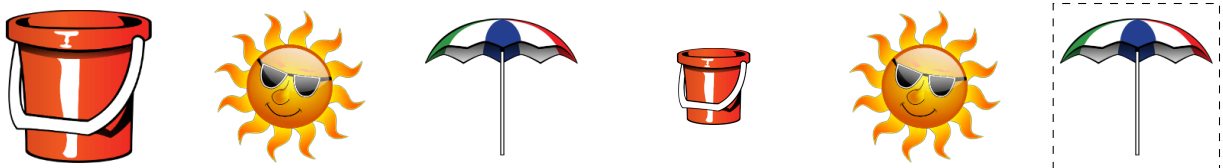
3.



4.



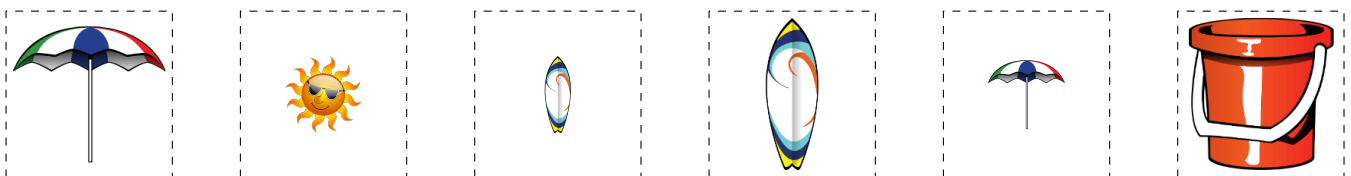
5.



6.



Para recortar:



Imágenes tomadas de Openclipart.org

MatesLibres.com