

# Secuencias de Verano (E)

Recorte y pegue la figura que completa cada secuencia.


1.




2.




3.



4.



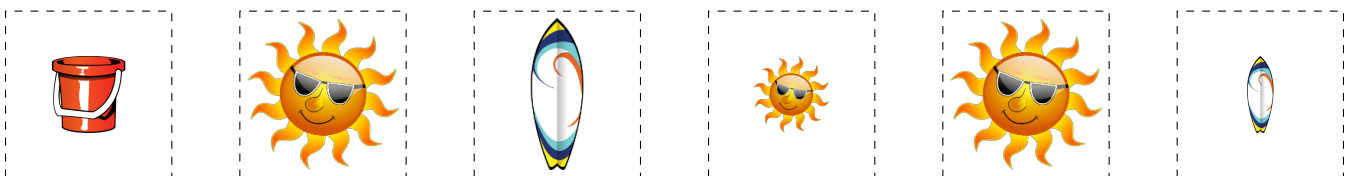
5.



6.



Para recortar:



Imágenes tomadas de Openclipart.org

MatesLibres.com

# Secuencias de Verano (E) Respuestas

Recorte y pegue la figura que completa cada secuencia.


1.




2.




3.



4.



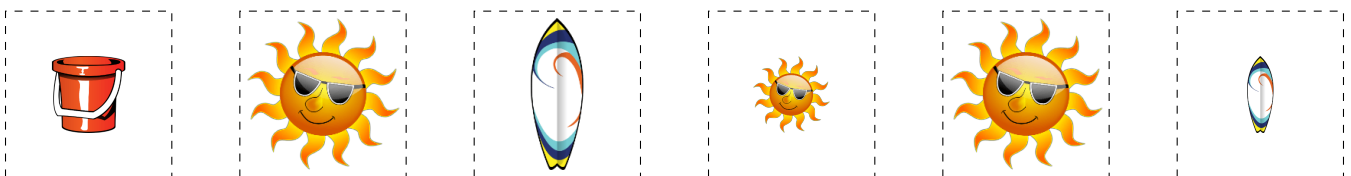
5.



6.



Para recortar:



Imágenes tomadas de [Openclipart.org](http://Openclipart.org)

MatesLibres.com