


Secuencias de Verano (G)

Recorte y pegue la figura que completa cada secuencia.

1.




2.




3.




4.



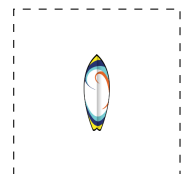
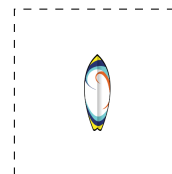
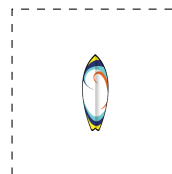
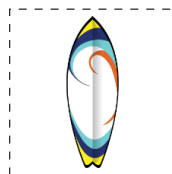


5.



6.



Para recortar:




Imágenes tomadas de Openclipart.org

MatesLibres.com


Secuencias de Verano (G) Respuestas

Recorte y pegue la figura que completa cada secuencia.

1.



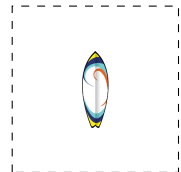
2.




3.



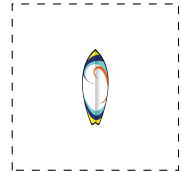
4.



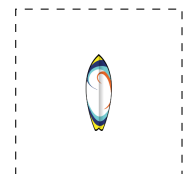
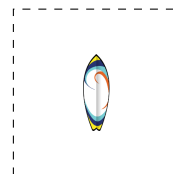
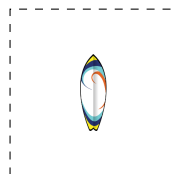
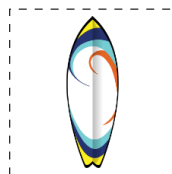

5.



6.



Para recortar:



Imágenes tomadas de Openclipart.org

MatesLibres.com