



Secuencias de Verano (E)

Recorte y pegue la figura que completa cada secuencia.


1.




2.




3.




4.



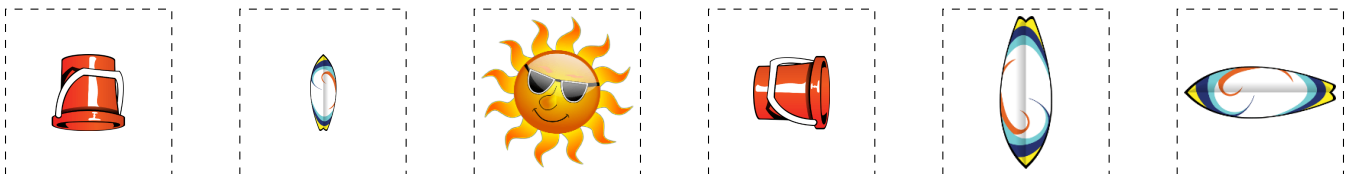
5.



6.



Para recortar:



Imágenes tomadas de Openclipart.org

MatesLibres.com


Secuencias de Verano (E) Respuestas

Recorte y pegue la figura que completa cada secuencia.

1.



2.



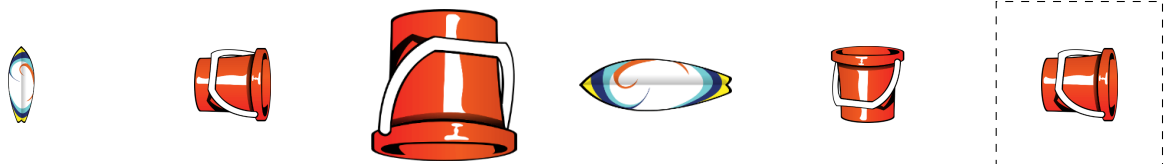
3.




4.



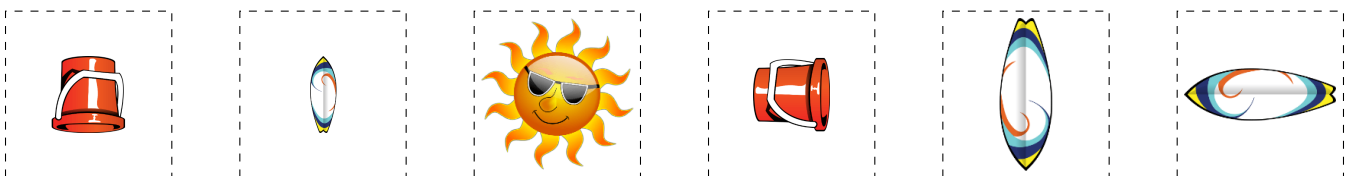
5.



6.



Para recortar:



Imágenes tomadas de Openclipart.org

MatesLibres.com