


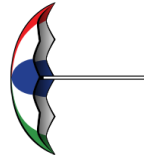
Secuencias de Verano (I)

Recorte y pegue la figura que completa cada secuencia.


1.




2.




3.



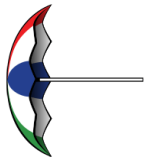
4.



5.



6.



Para recortar:


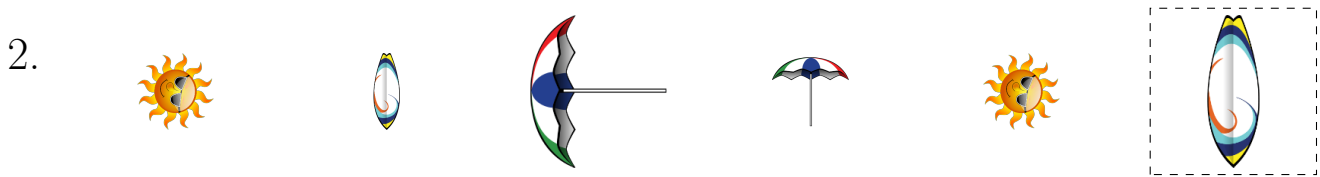



Imágenes tomadas de Openclipart.org

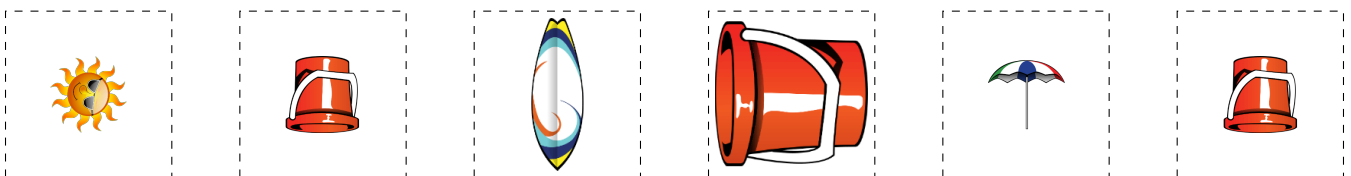
MatesLibres.com

Secuencias de Verano (I) Respuestas

Recorte y pegue la figura que completa cada secuencia.



Para recortar:



Imágenes tomadas de Openclipart.org

MatesLibres.com