


Secuencias de Verano (J)

Recorte y pegue la figura que completa cada secuencia.


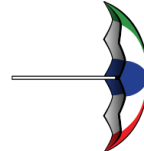
1.




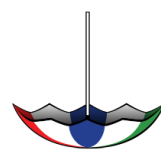
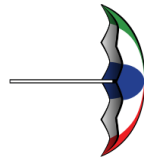
2.




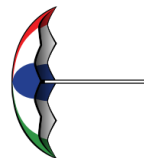
3.



4.



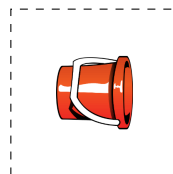
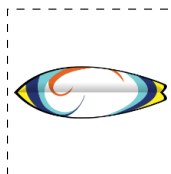

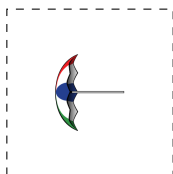
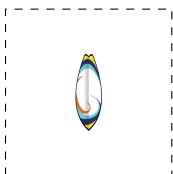
5.



6.



Para recortar:



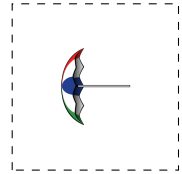
Imágenes tomadas de Openclipart.org

MatesLibres.com


Secuencias de Verano (J) Respuestas

Recorte y pegue la figura que completa cada secuencia.

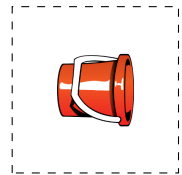
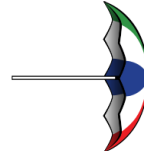
1.



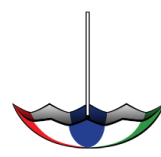
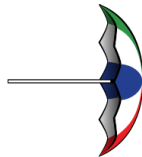
2.



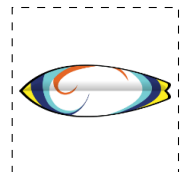
3.



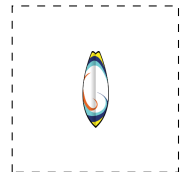
4.



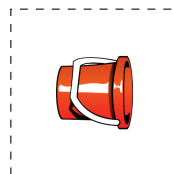
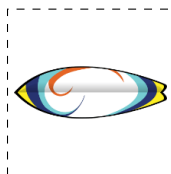

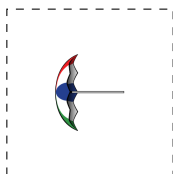
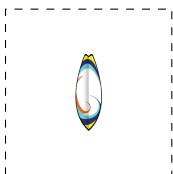
5.



6.



Para recortar:



Imágenes tomadas de Openclipart.org

MatesLibres.com