


Secuencias de Verano (A)

Recorte y pegue la figura que completa cada secuencia.

1.




2.



3.



4.



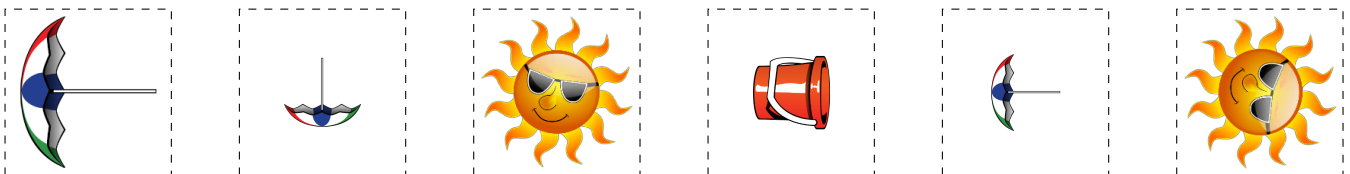
5.



6.



Para recortar:




Imágenes tomadas de Openclipart.org

MatesLibres.com

Secuencias de Verano (A) Respuestas

Recorte y pegue la figura que completa cada secuencia.

1.




2.



3.



4.



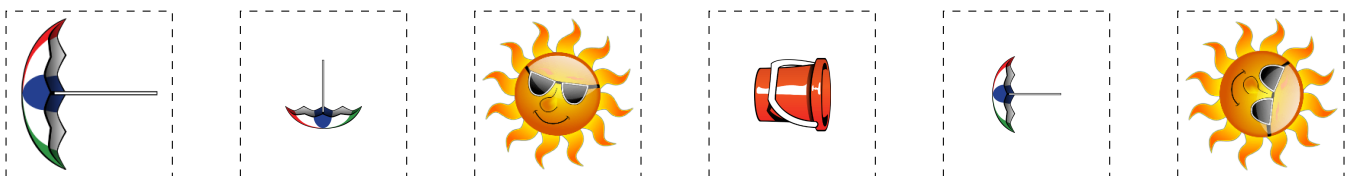
5.



6.



Para recortar:



Imágenes tomadas de Openclipart.org

MatesLibres.com


Secuencias de Verano (B)

Recorte y pegue la figura que completa cada secuencia.


1.




2.




3.




4.




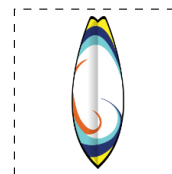
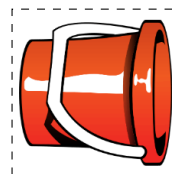
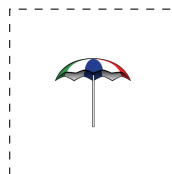
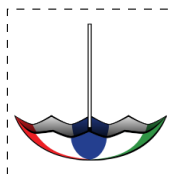
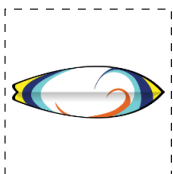
5.



6.



Para recortar:




Imágenes tomadas de Openclipart.org

MatesLibres.com

Secuencias de Verano (B) Respuestas

Recorte y pegue la figura que completa cada secuencia.

1.




2.



3.




4.



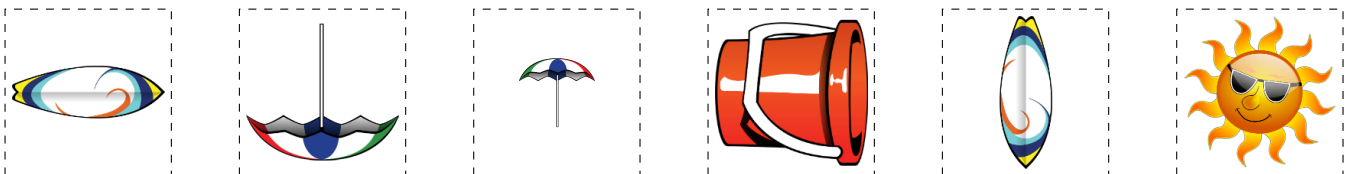
5.



6.



Para recortar:















Imágenes tomadas de Openclipart.org

MatesLibres.com

Secuencias de Verano (C)

Recorte y pegue la figura que completa cada secuencia.







1.      

2.      

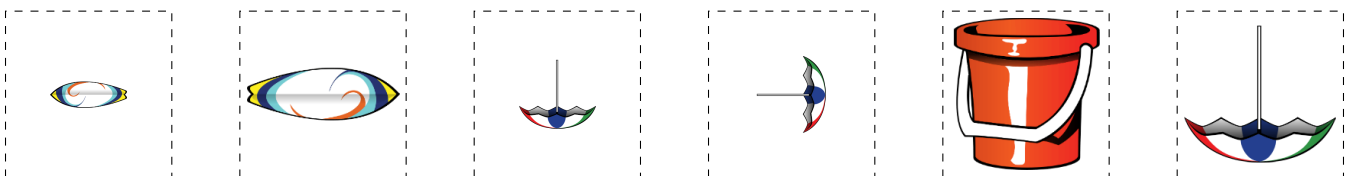
3.      

4.      

5.      

6.      

Para recortar:

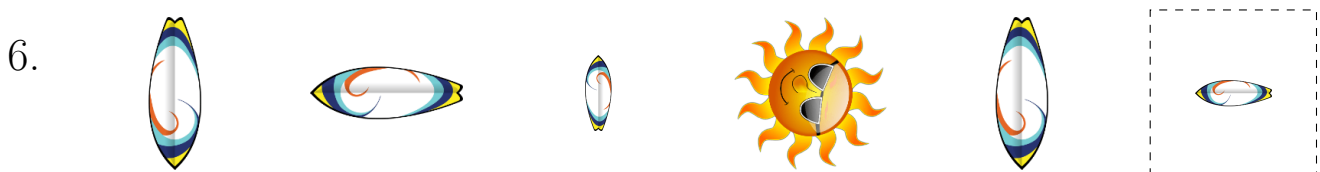
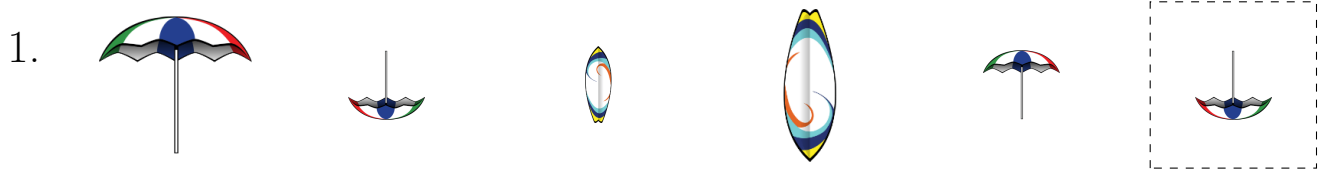


Imágenes tomadas de Openclipart.org

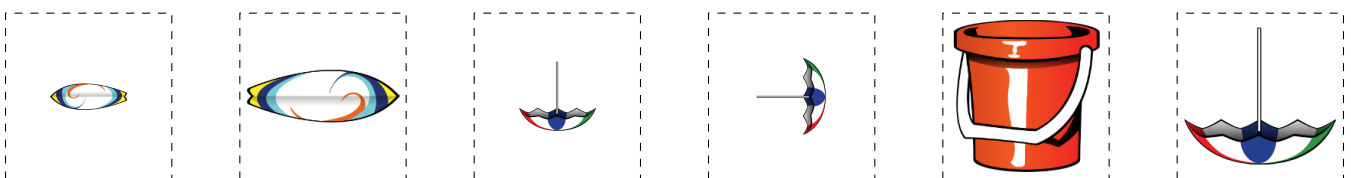
MatesLibres.com

Secuencias de Verano (C) Respuestas

Recorte y pegue la figura que completa cada secuencia.



Para recortar:



Imágenes tomadas de Openclipart.org

MatesLibres.com


Secuencias de Verano (D)

Recorte y pegue la figura que completa cada secuencia.


1.




2.




3.




4.



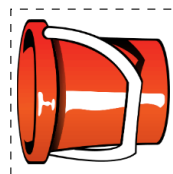


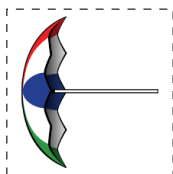
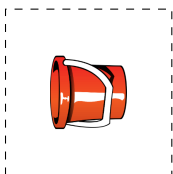
5.



6.



Para recortar:




Imágenes tomadas de Openclipart.org

MatesLibres.com


Secuencias de Verano (D) Respuestas

Recorte y pegue la figura que completa cada secuencia.

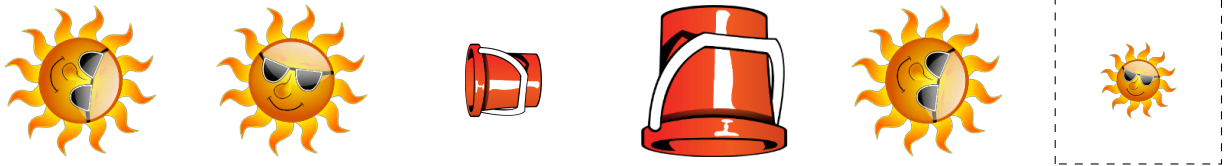
1.



2.




3.



4.



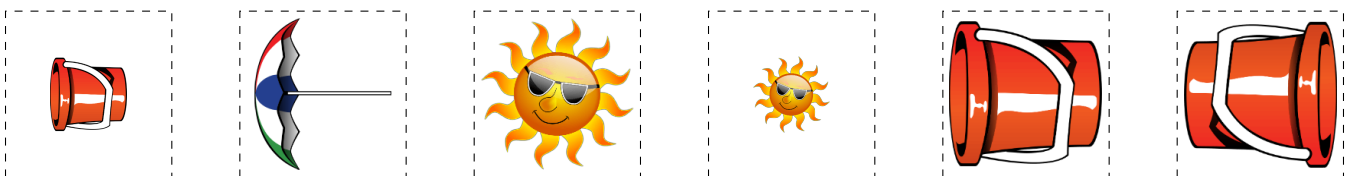
5.



6.



Para recortar:



Imágenes tomadas de Openclipart.org

MatesLibres.com



Secuencias de Verano (E)

Recorte y pegue la figura que completa cada secuencia.



1.




2.




3.



4.



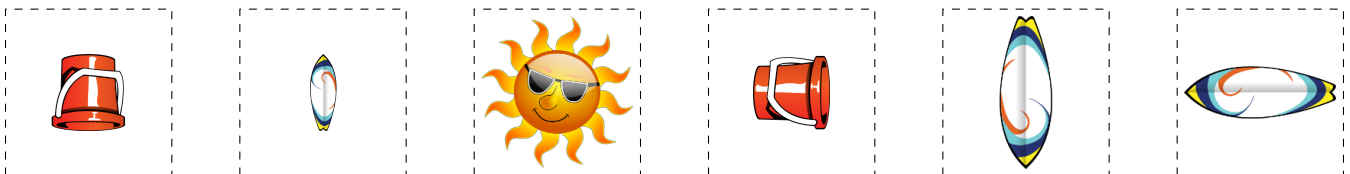
5.



6.



Para recortar:



Imágenes tomadas de Openclipart.org

MatesLibres.com


Secuencias de Verano (E) Respuestas

Recorte y pegue la figura que completa cada secuencia.

1.



2.



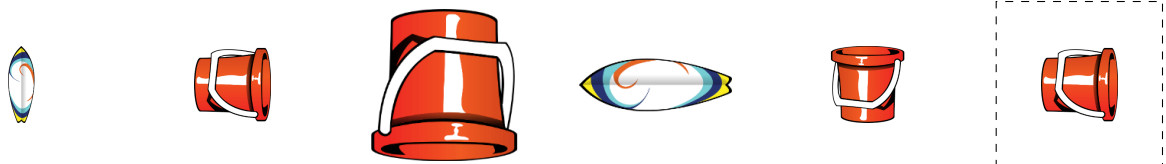
3.




4.



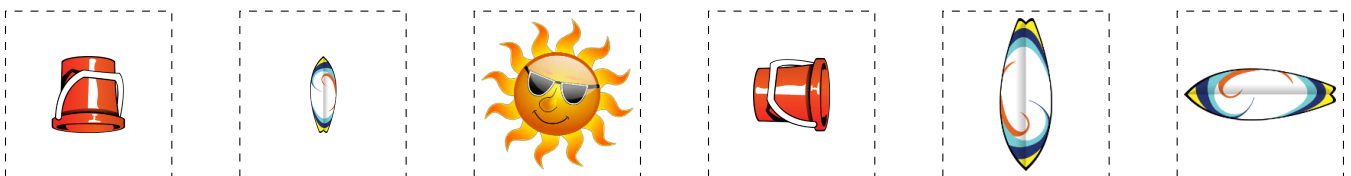
5.



6.



Para recortar:




Imágenes tomadas de Openclipart.org

MatesLibres.com


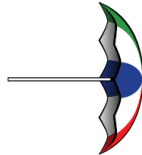
Secuencias de Verano (F)

Recorte y pegue la figura que completa cada secuencia.


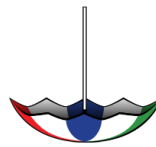
1.




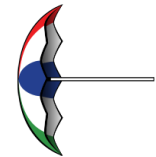
2.




3.



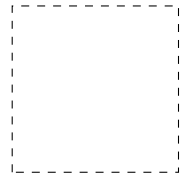
4.




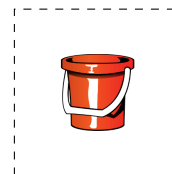

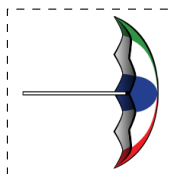
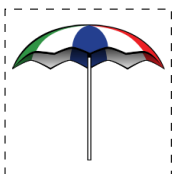
5.



6.



Para recortar:




Imágenes tomadas de Openclipart.org

MatesLibres.com

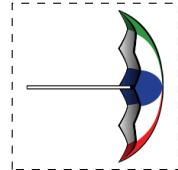
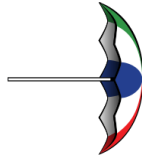
Secuencias de Verano (F) Respuestas

Recorte y pegue la figura que completa cada secuencia.

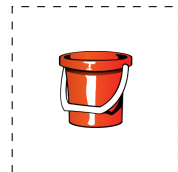
1.




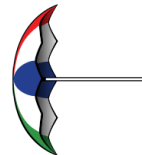
2.



3.



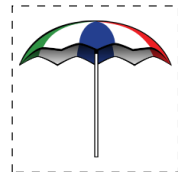
4.




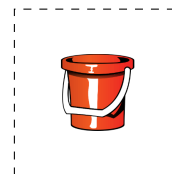

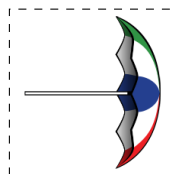
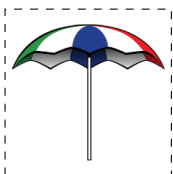
5.



6.



Para recortar:

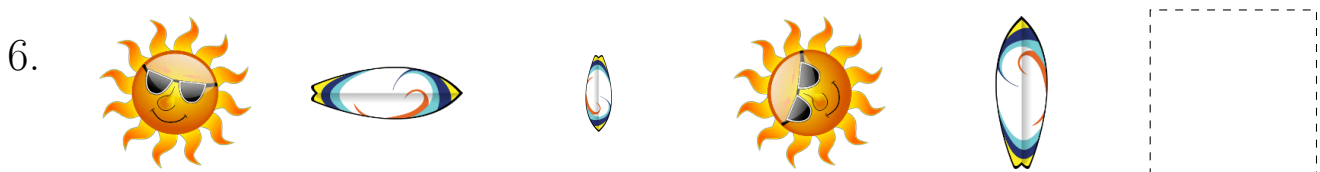




Imágenes tomadas de Openclipart.org

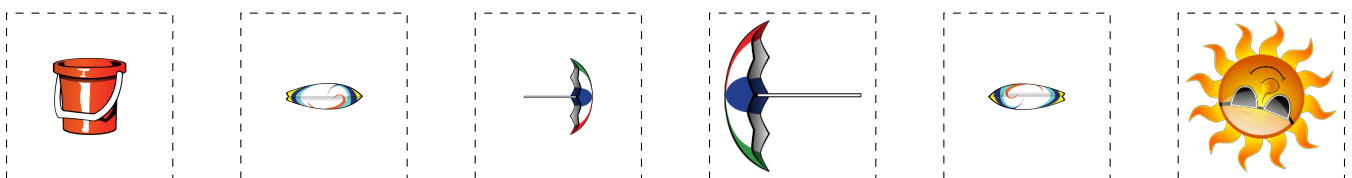
MatesLibres.com

Secuencias de Verano (G)

Recorte y pegue la figura que completa cada secuencia.



Para recortar:

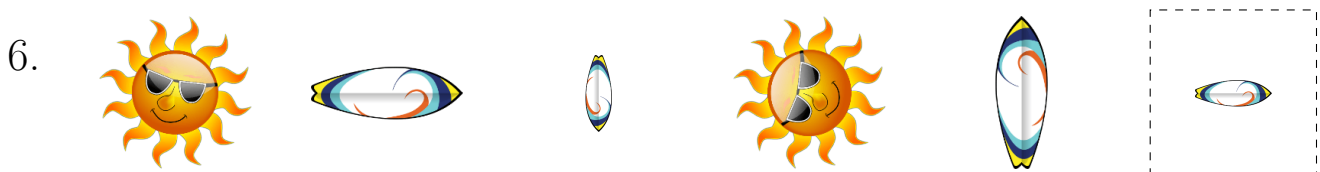




Imágenes tomadas de Openclipart.org

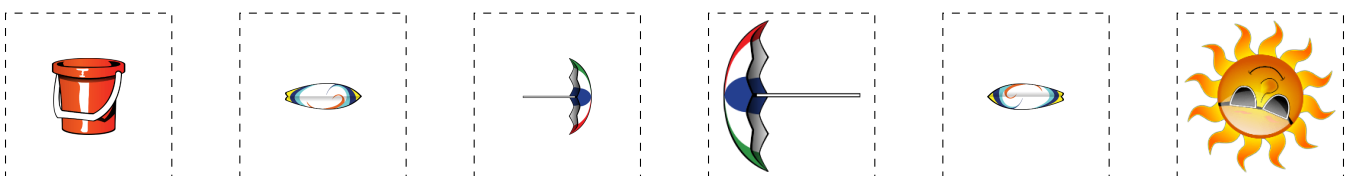
MatesLibres.com

Secuencias de Verano (G) Respuestas

Recorte y pegue la figura que completa cada secuencia.



Para recortar:


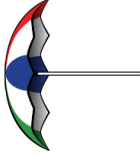












Imágenes tomadas de Openclipart.org







MatesLibres.com

Secuencias de Verano (H)




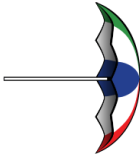


Recorte y pegue la figura que completa cada secuencia.



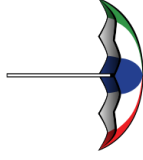



1.      

2.      

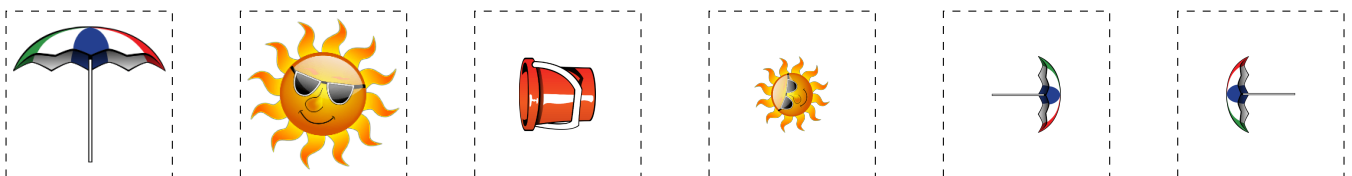
3.      

4.      

5.      

6.      

Para recortar:

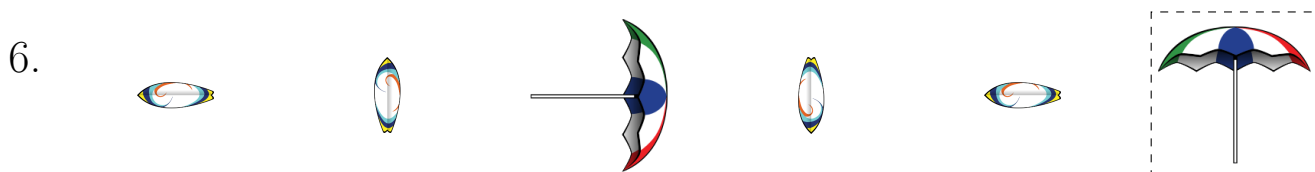
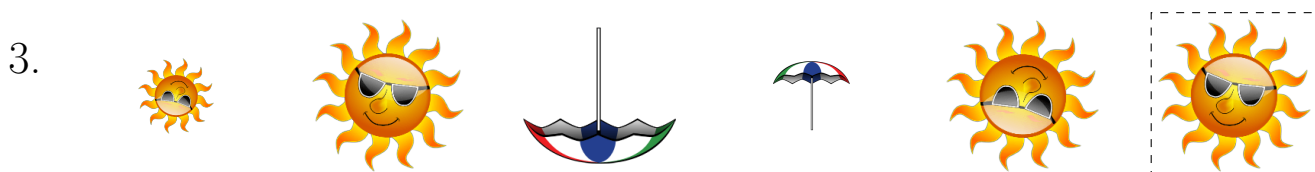
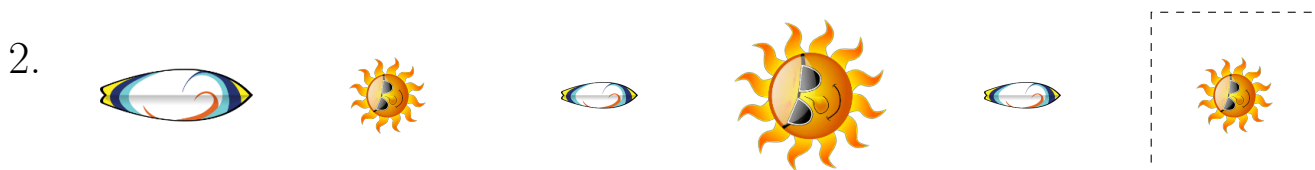



Imágenes tomadas de Openclipart.org

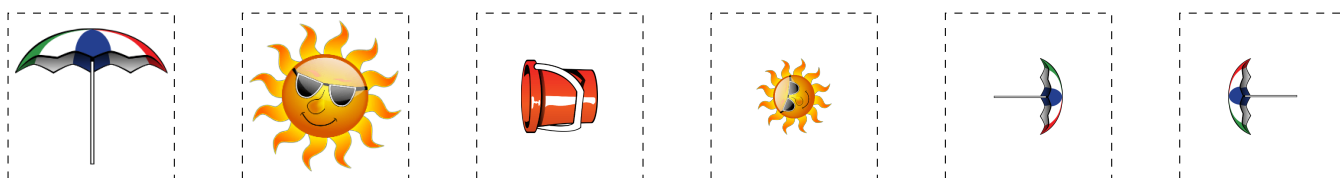
MatesLibres.com

Secuencias de Verano (H) Respuestas

Recorte y pegue la figura que completa cada secuencia.



Para recortar:







Imágenes tomadas de Openclipart.org

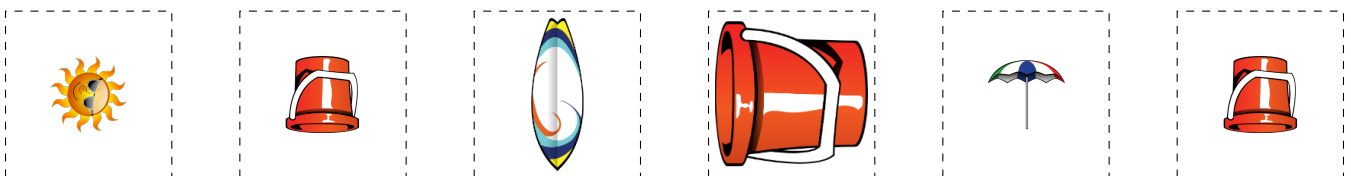
MatesLibres.com

Secuencias de Verano (I)

Recorte y pegue la figura que completa cada secuencia.



Para recortar:



Imágenes tomadas de Openclipart.org

MatesLibres.com

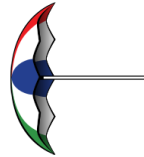
Secuencias de Verano (I) Respuestas

Recorte y pegue la figura que completa cada secuencia.


1.



2.



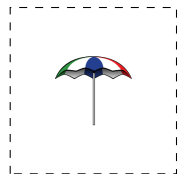
3.




4.



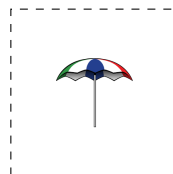
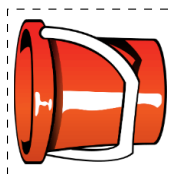
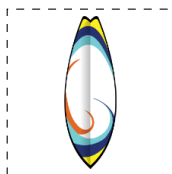

5.



6.



Para recortar:




Imágenes tomadas de Openclipart.org

MatesLibres.com


Secuencias de Verano (J)

Recorte y pegue la figura que completa cada secuencia.

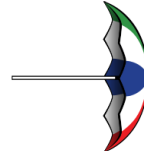
1.




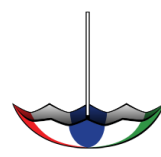
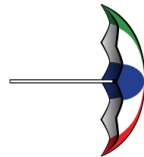
2.




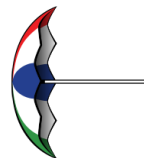
3.




4.



5.



6.



Para recortar:



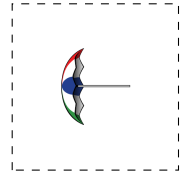
Imágenes tomadas de Openclipart.org

MatesLibres.com


Secuencias de Verano (J) Respuestas

Recorte y pegue la figura que completa cada secuencia.

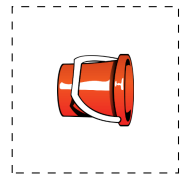
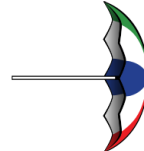
1.



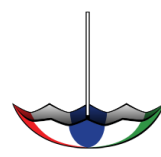
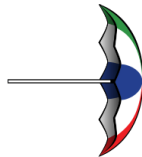
2.



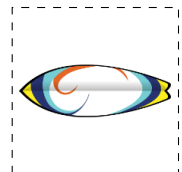
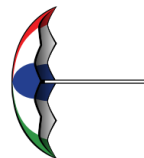
3.



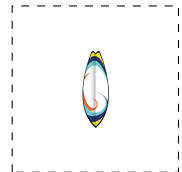
4.



5.



6.



Para recortar:

