




Secuencias de Verano (B)


Recorte y pegue la figura que completa cada secuencia.


1. 

2. 

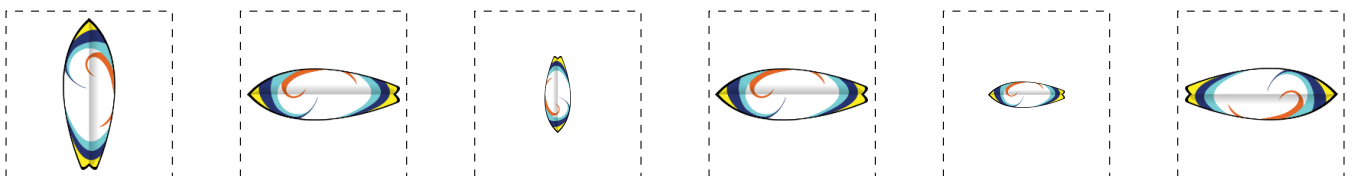
3. 

4. 

5. 

6. 

Para recortar:

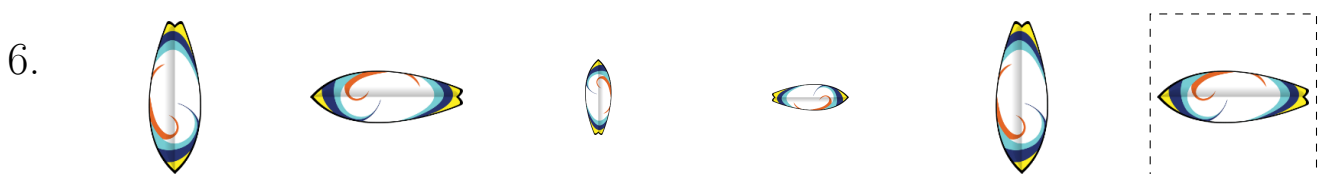





Imágenes tomadas de Openclipart.org

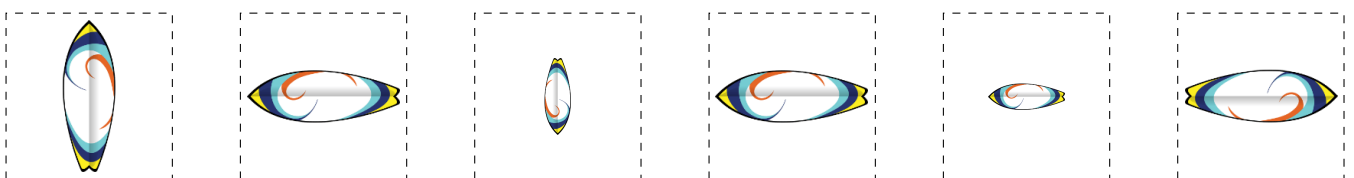
MatesLibres.com

Secuencias de Verano (B) Respuestas

Recorte y pegue la figura que completa cada secuencia.



Para recortar:



Imágenes tomadas de Openclipart.org

MatesLibres.com