



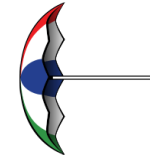
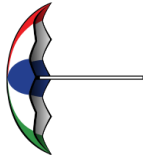
Secuencias de Verano (A)

Recorte y pegue la figura que completa cada secuencia.


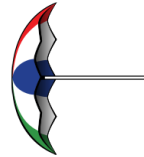
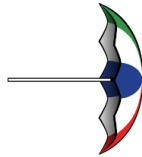
1.




2.




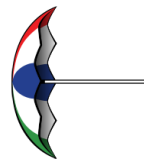
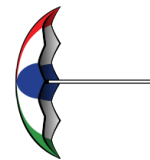
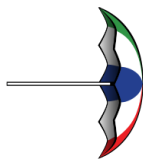
3.



4.



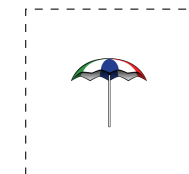
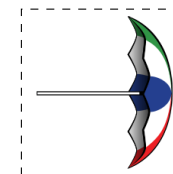
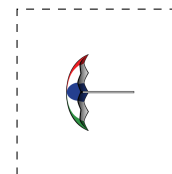
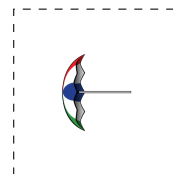
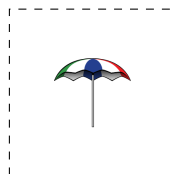
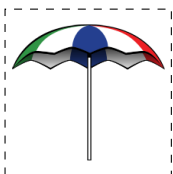
5.



6.



Para recortar:



Imágenes tomadas de Openclipart.org

MatesLibres.com


Secuencias de Verano (A) Respuestas

Recorte y pegue la figura que completa cada secuencia.

1.




2.



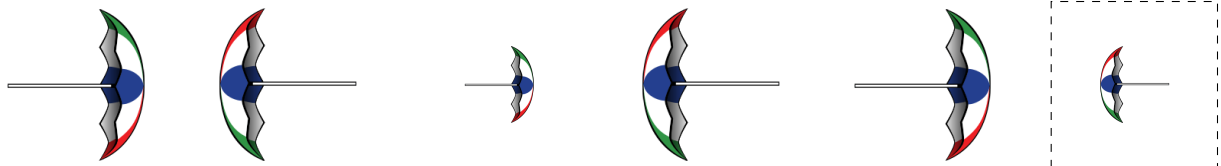
3.



4.



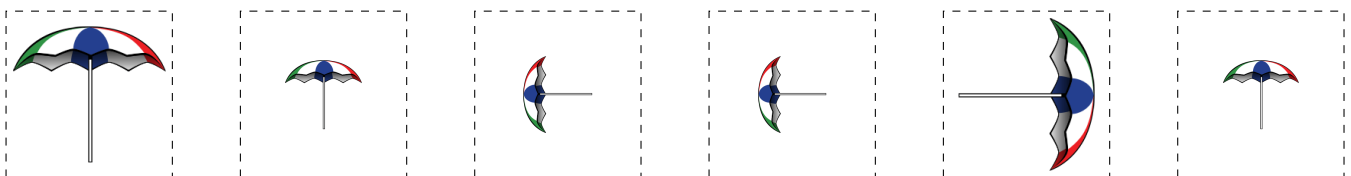
5.



6.



Para recortar:





Imágenes tomadas de Openclipart.org


MatesLibres.com

Secuencias de Verano (B)


Recorte y pegue la figura que completa cada secuencia.


1. 

2. 

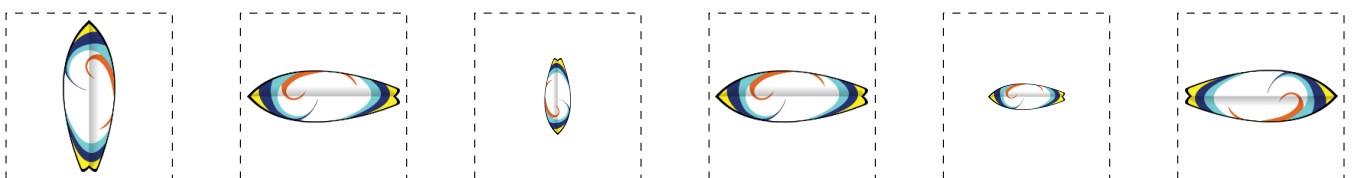
3. 

4. 

5. 

6. 

Para recortar:

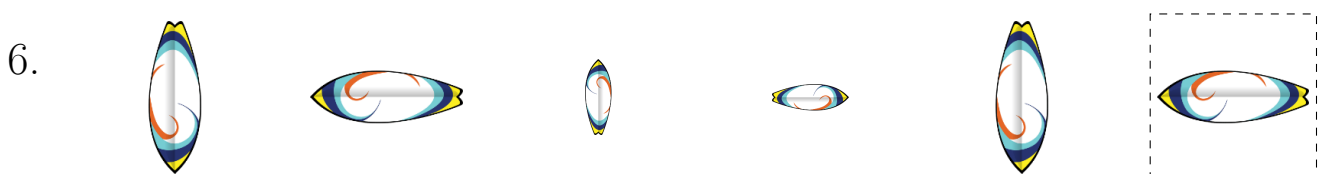






Imágenes tomadas de Openclipart.org

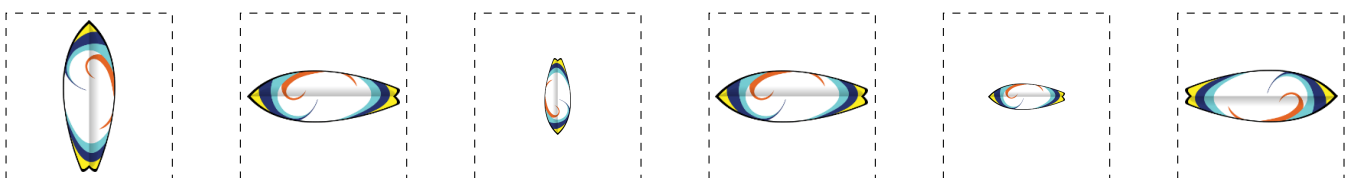
MatesLibres.com

Secuencias de Verano (B) Respuestas

Recorte y pegue la figura que completa cada secuencia.



Para recortar:




Imágenes tomadas de Openclipart.org

MatesLibres.com

Secuencias de Verano (C)

Recorte y pegue la figura que completa cada secuencia.


1.




2.



3.



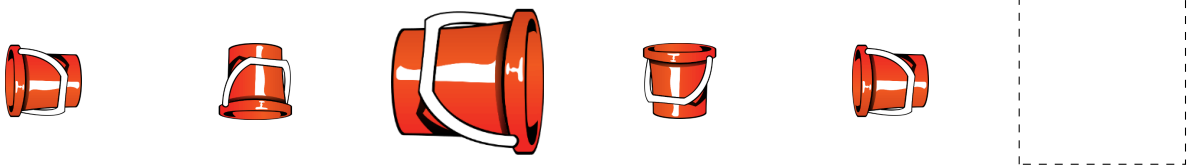
4.



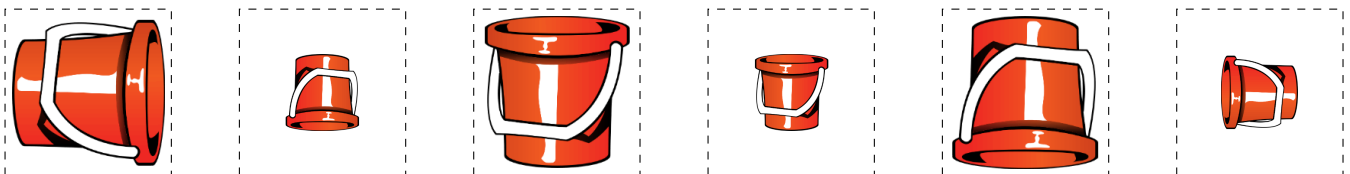
5.



6.



Para recortar:




Imágenes tomadas de Openclipart.org

MatesLibres.com

Secuencias de Verano (C) Respuestas

Recorte y pegue la figura que completa cada secuencia.


1.




2.



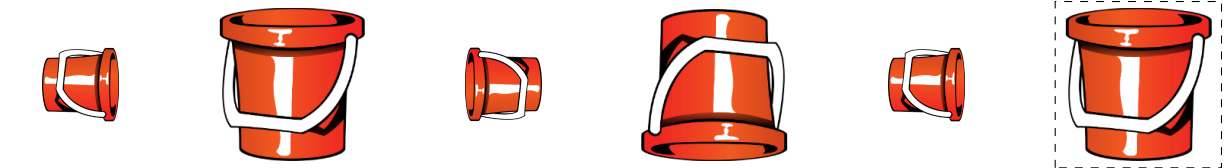
3.



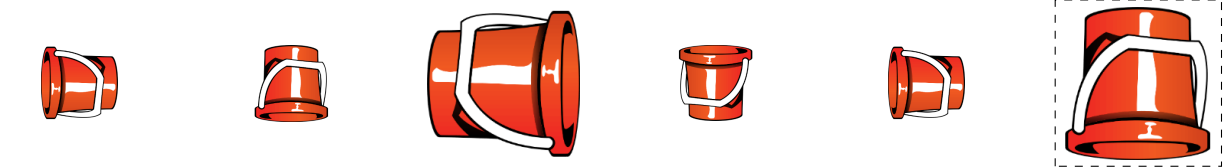
4.



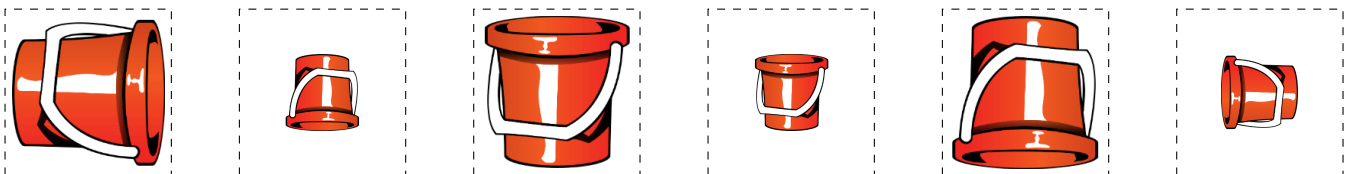
5.



6.



Para recortar:





Imágenes tomadas de Openclipart.org

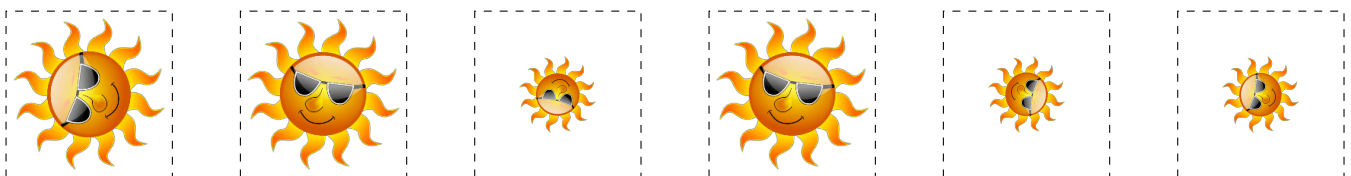
MatesLibres.com

Secuencias de Verano (D)

Recorte y pegue la figura que completa cada secuencia.



Para recortar:





Imágenes tomadas de Openclipart.org


MatesLibres.com

Secuencias de Verano (D) Respuestas

Recorte y pegue la figura que completa cada secuencia.



Para recortar:




Imágenes tomadas de Openclipart.org

MatesLibres.com


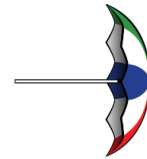
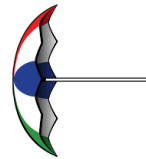
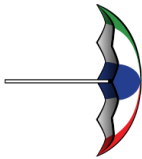
Secuencias de Verano (E)

Recorte y pegue la figura que completa cada secuencia.


1.




2.




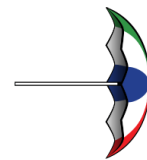
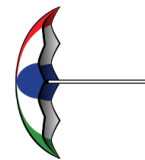
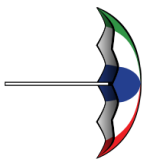
3.



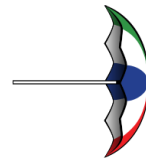
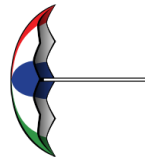
4.



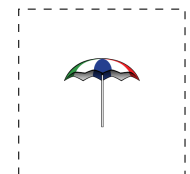
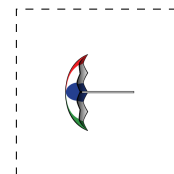
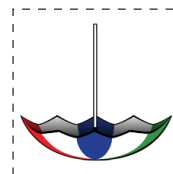
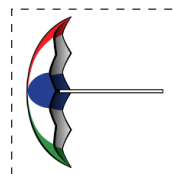
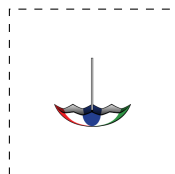
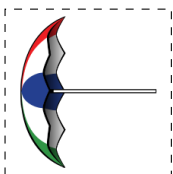
5.



6.



Para recortar:

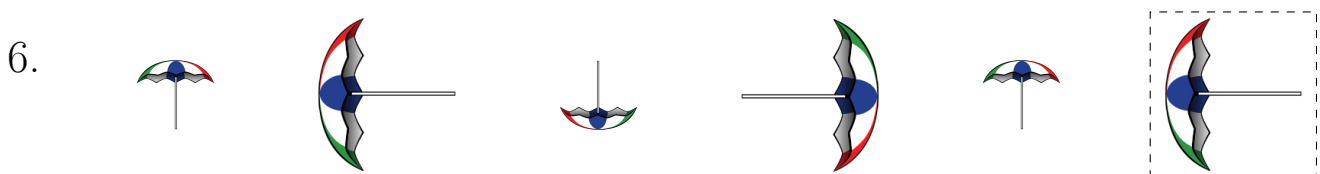
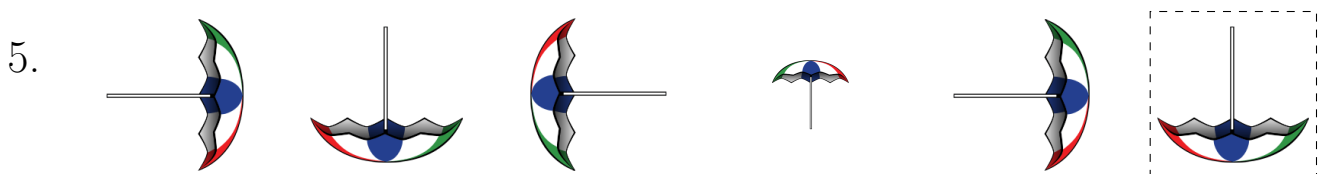
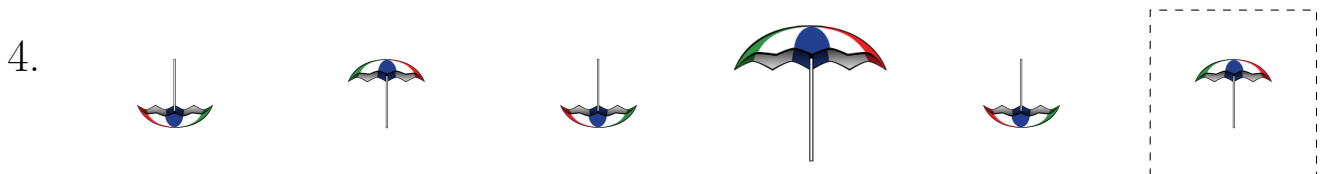

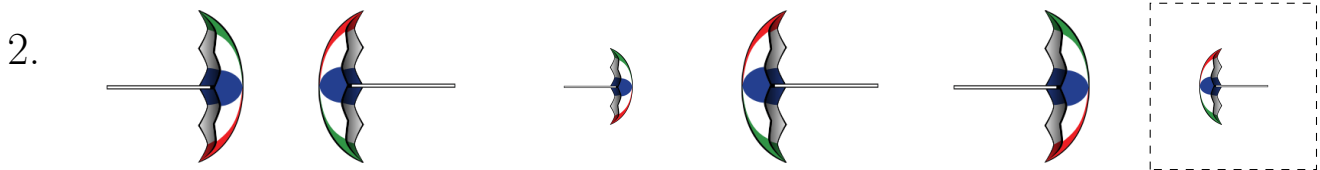



Imágenes tomadas de Openclipart.org

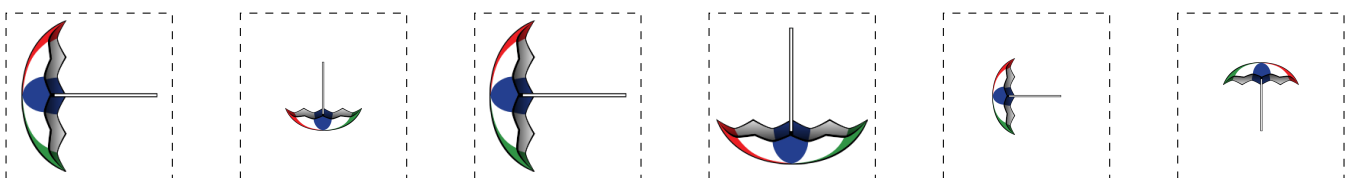
MatesLibres.com

Secuencias de Verano (E) Respuestas

Recorte y pegue la figura que completa cada secuencia.



Para recortar:



Imágenes tomadas de Openclipart.org

MatesLibres.com


Secuencias de Verano (F)

Recorte y pegue la figura que completa cada secuencia.


1.




2.




3.




4.



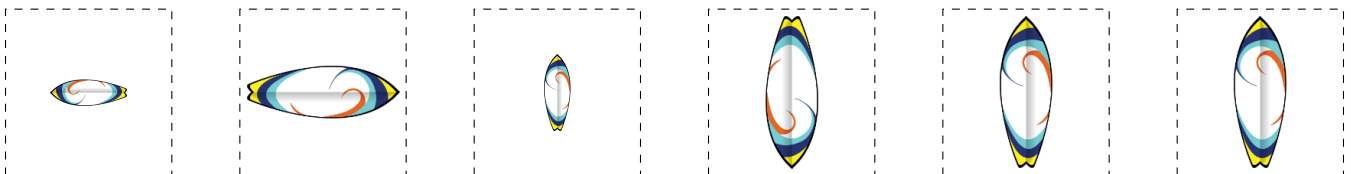
5.



6.



Para recortar:







Imágenes tomadas de Openclipart.org

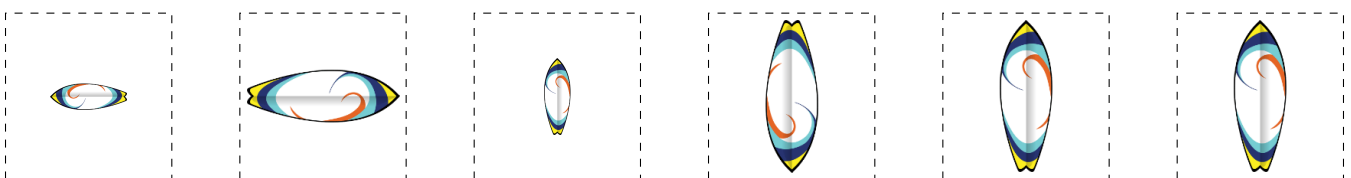
MatesLibres.com

Secuencias de Verano (F) Respuestas

Recorte y pegue la figura que completa cada secuencia.



Para recortar:






Imágenes tomadas de Openclipart.org

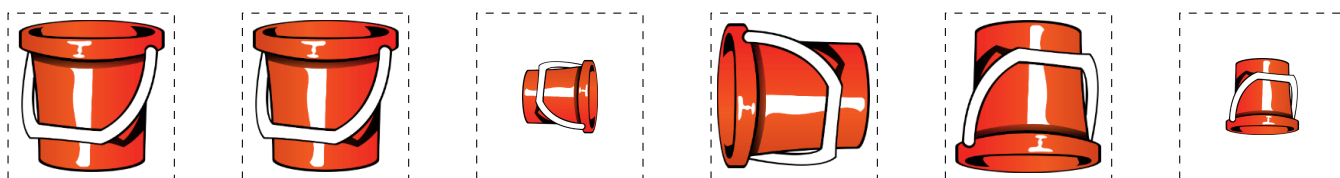
MatesLibres.com

Secuencias de Verano (G)

Recorte y pegue la figura que completa cada secuencia.



Para recortar:





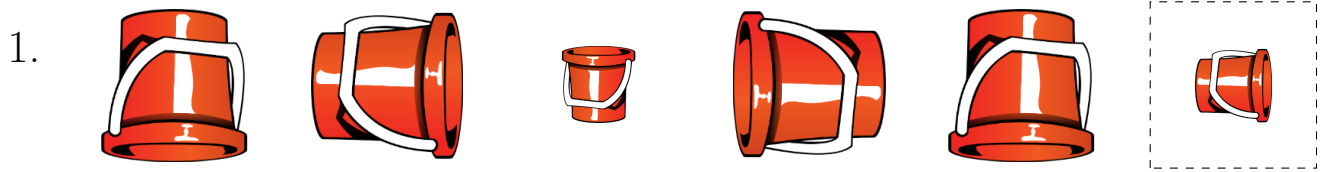


Imágenes tomadas de Openclipart.org

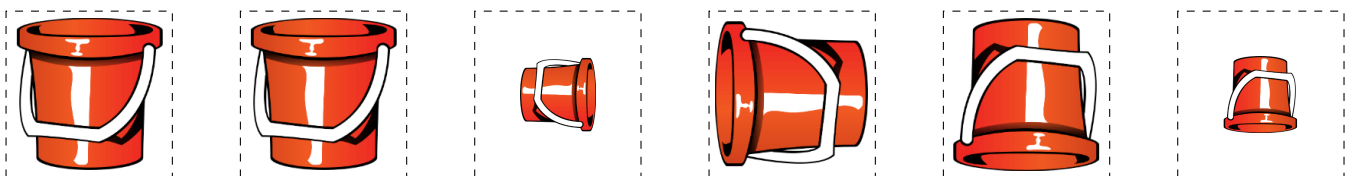
MatesLibres.com

Secuencias de Verano (G) Respuestas

Recorte y pegue la figura que completa cada secuencia.



Para recortar:





Imágenes tomadas de Openclipart.org


MatesLibres.com

Secuencias de Verano (H)

Recorte y pegue la figura que completa cada secuencia.



Para recortar:





Imágenes tomadas de Openclipart.org


MatesLibres.com

Secuencias de Verano (H) Respuestas

Recorte y pegue la figura que completa cada secuencia.



Para recortar:

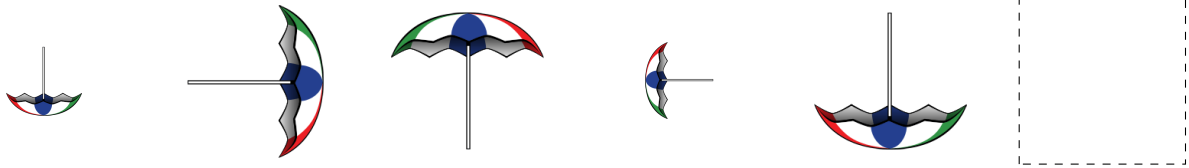


Imágenes tomadas de Openclipart.org

Secuencias de Verano (I)

Recorte y pegue la figura que completa cada secuencia.

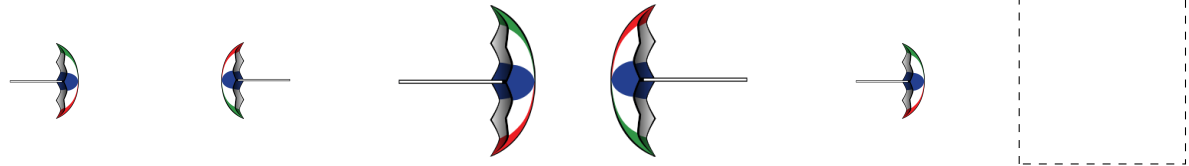
1.



2.



3.



4.



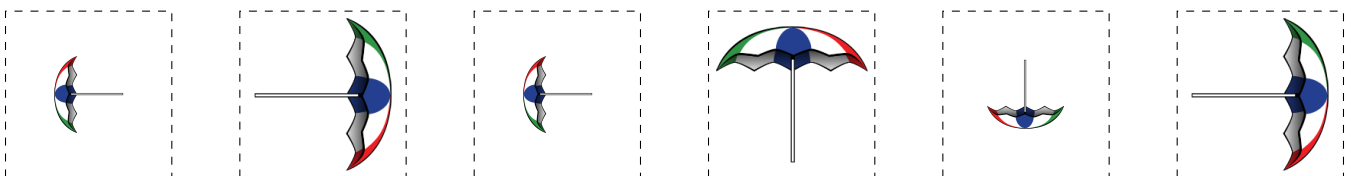
5.



6.



Para recortar:

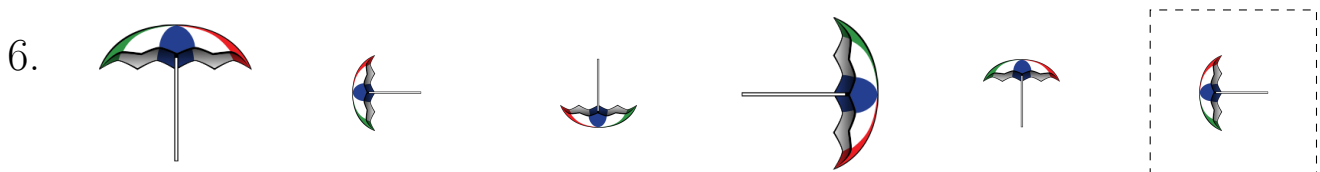

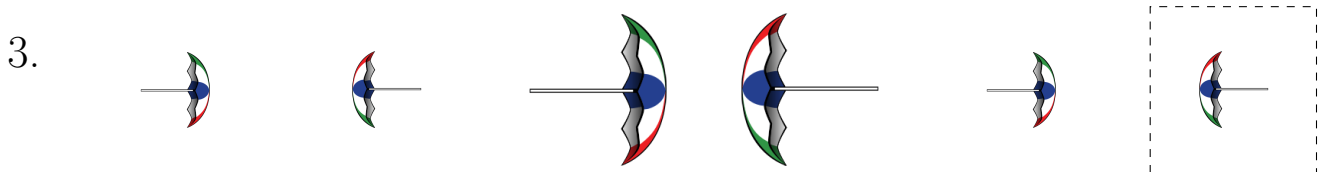
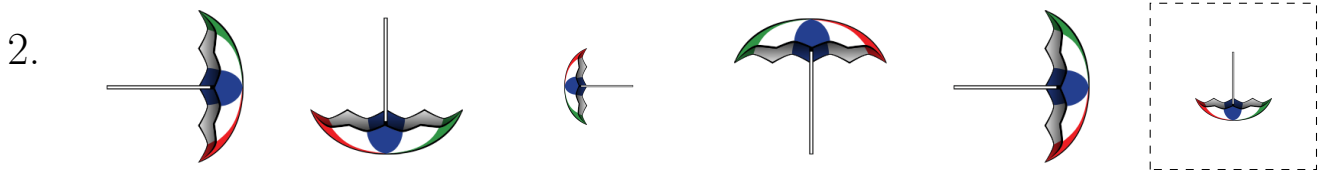


Imágenes tomadas de Openclipart.org

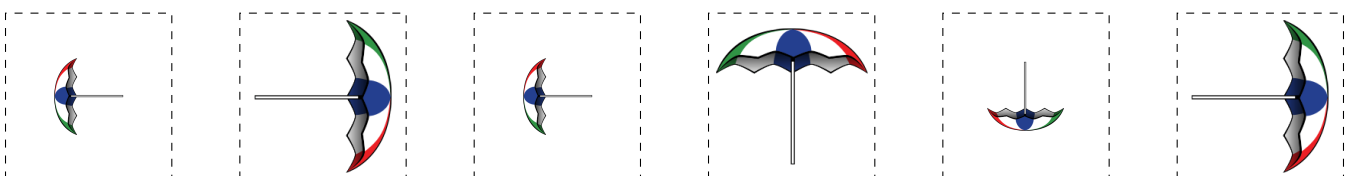
MatesLibres.com

Secuencias de Verano (I) Respuestas

Recorte y pegue la figura que completa cada secuencia.



Para recortar:


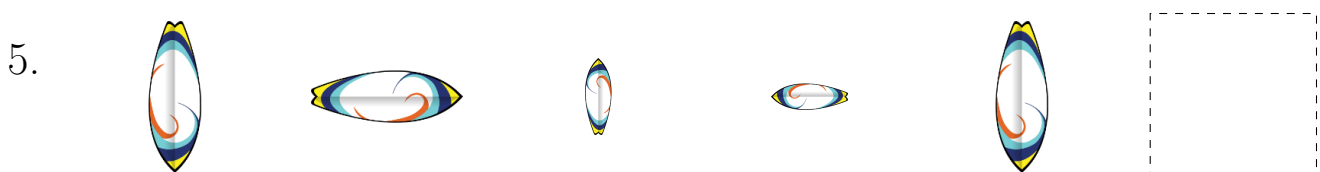


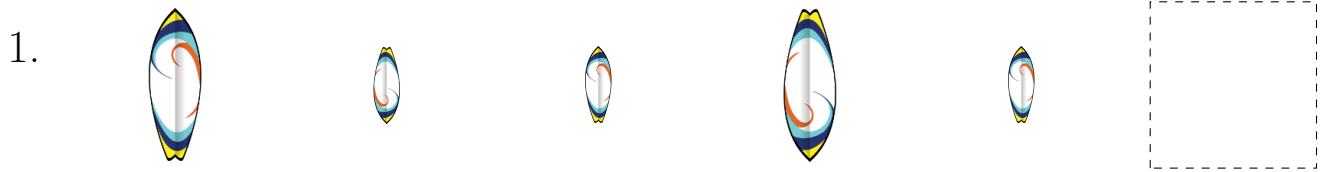


Imágenes tomadas de Openclipart.org

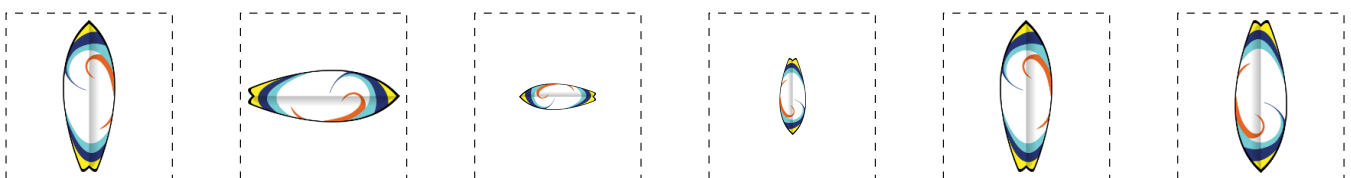
MatesLibres.com

Secuencias de Verano (J)

Recorte y pegue la figura que completa cada secuencia.



Para recortar:


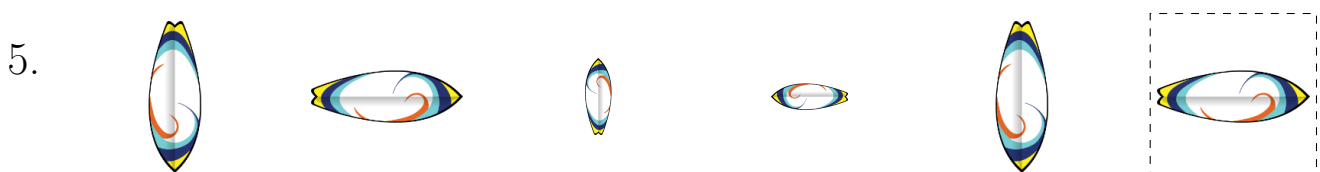


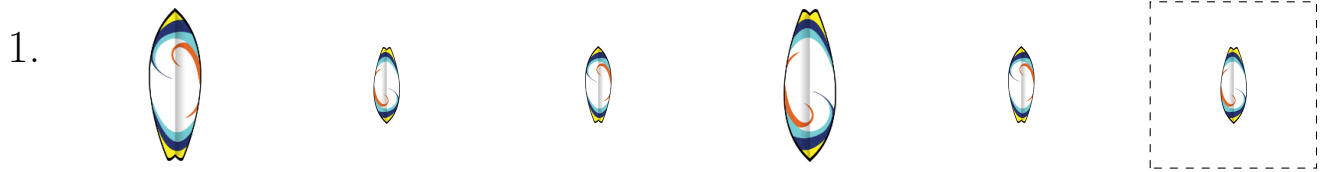


Imágenes tomadas de Openclipart.org

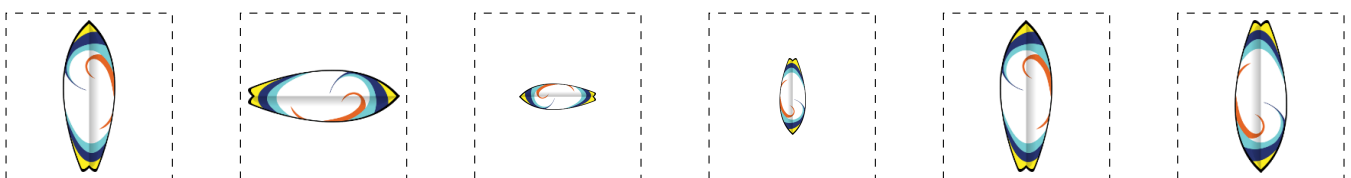
MatesLibres.com

Secuencias de Verano (J) Respuestas

Recorte y pegue la figura que completa cada secuencia.



Para recortar:



Imágenes tomadas de Openclipart.org

MatesLibres.com