


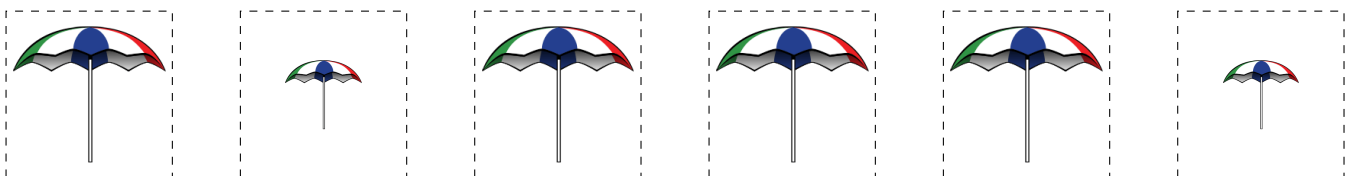


# Secuencias de Verano (A)

Recorte y pegue la figura que completa cada secuencia.



Para recortar:


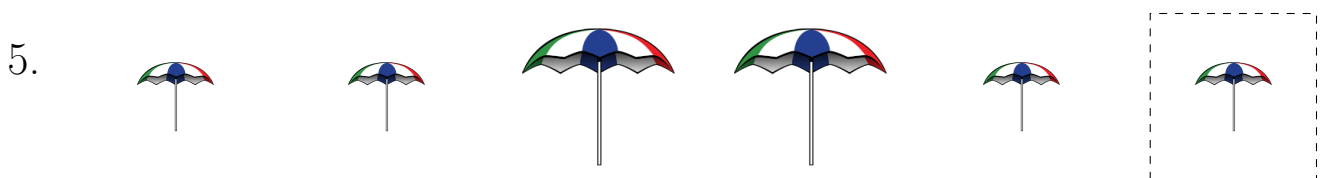






Imágenes tomadas de [Openclipart.org](http://Openclipart.org)

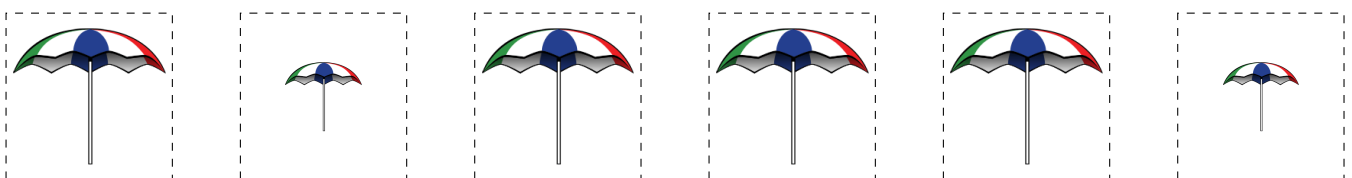
MatesLibres.com

# Secuencias de Verano (A) Respuestas

Recorte y pegue la figura que completa cada secuencia.



Para recortar:




Imágenes tomadas de [Openclipart.org](http://Openclipart.org)

MatesLibres.com



# Secuencias de Verano (B)

Recorte y pegue la figura que completa cada secuencia.


1.




2.




3.




4.



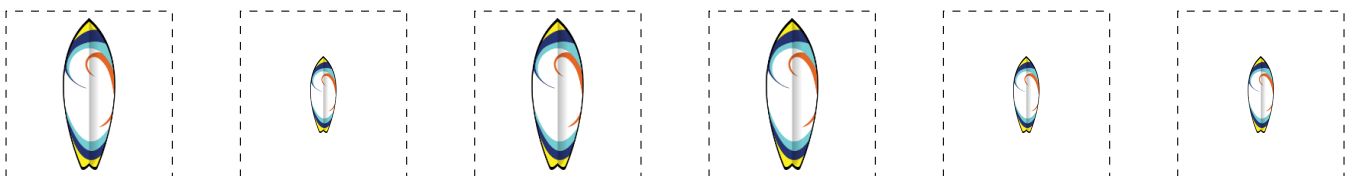
5.



6.



Para recortar:


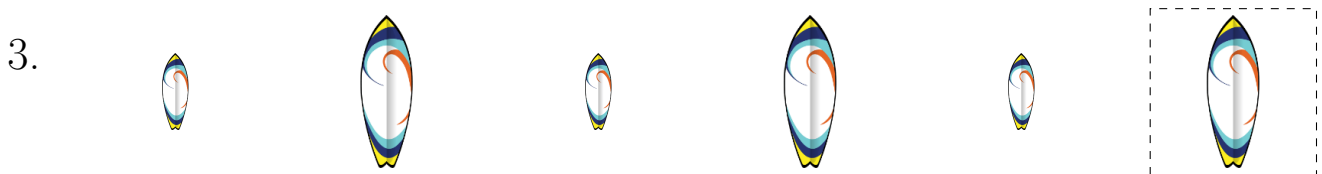
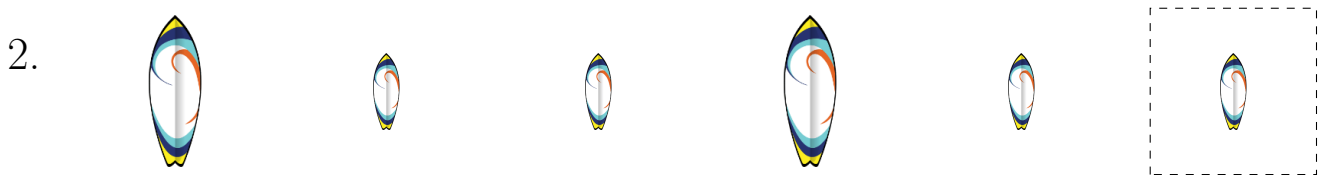



Imágenes tomadas de [Openclipart.org](http://Openclipart.org)

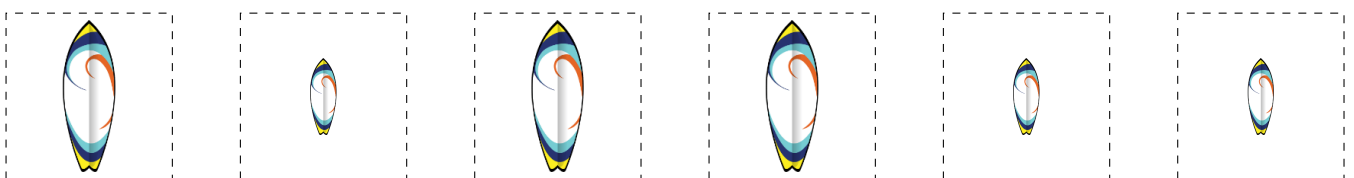
MatesLibres.com

# Secuencias de Verano (B) Respuestas

Recorte y pegue la figura que completa cada secuencia.



Para recortar:




Imágenes tomadas de [Openclipart.org](http://Openclipart.org)

MatesLibres.com

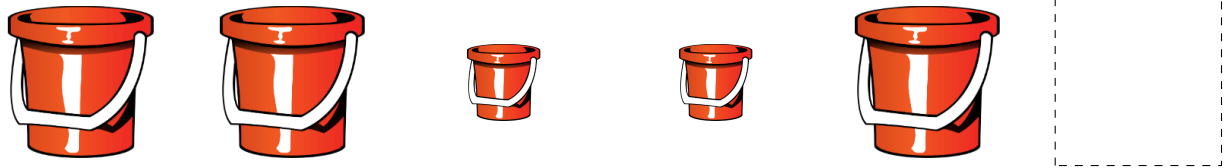
# Secuencias de Verano (C)

Recorte y pegue la figura que completa cada secuencia.

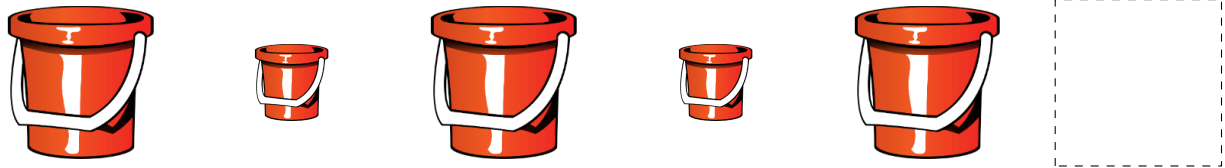
1.



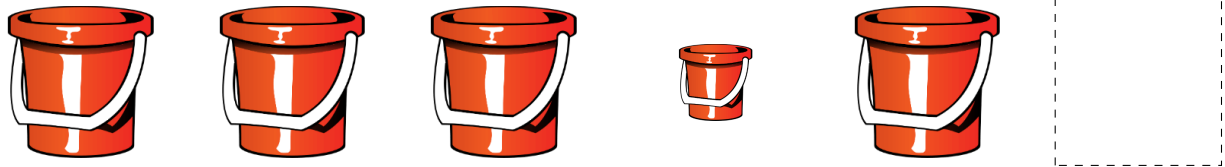
2.




3.



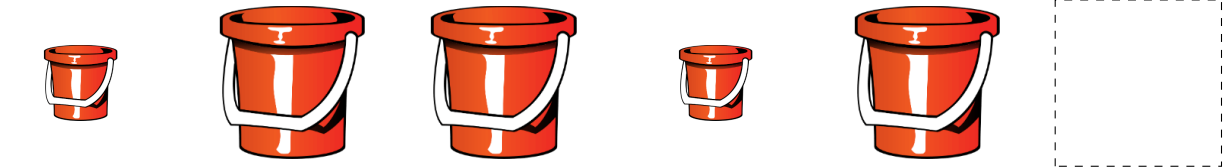
4.



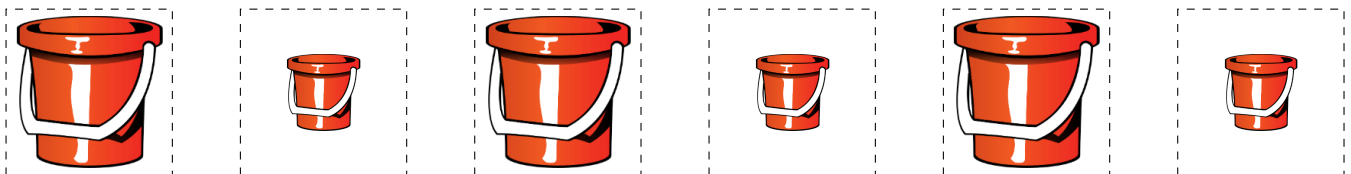
5.



6.



Para recortar:




Imágenes tomadas de [Openclipart.org](http://Openclipart.org)

MatesLibres.com

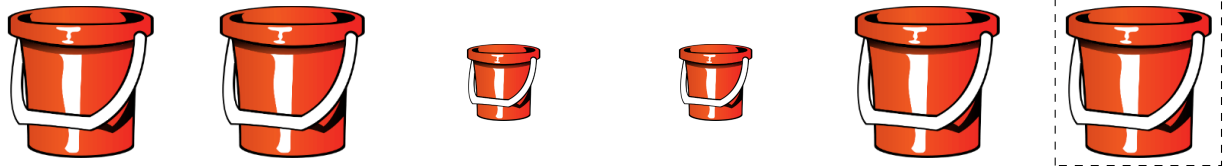
# Secuencias de Verano (C) Respuestas

Recorte y pegue la figura que completa cada secuencia.

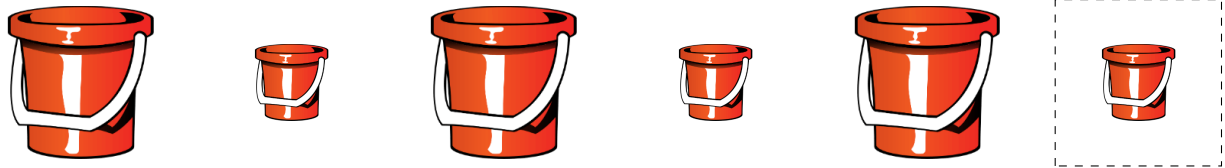
1.




2.




3.



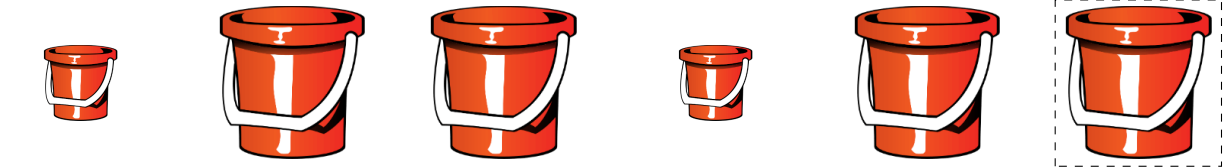
4.



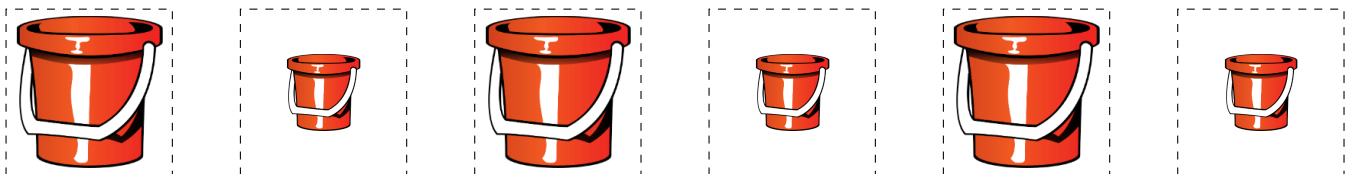
5.



6.



Para recortar:



Imágenes tomadas de [Openclipart.org](http://Openclipart.org)

MatesLibres.com

# Secuencias de Verano (D)

Recorte y pegue la figura que completa cada secuencia.

1.



2.



3.



4.



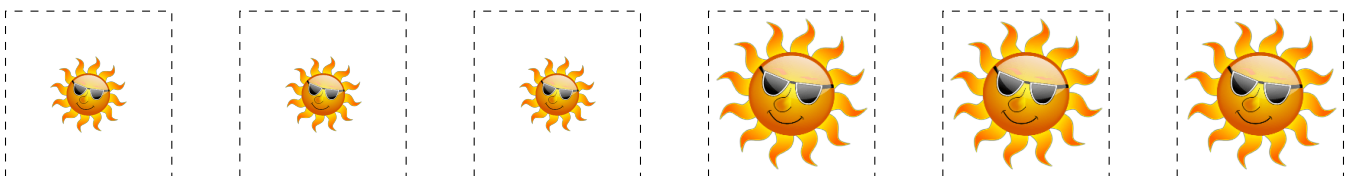
5.



6.



Para recortar:




Imágenes tomadas de [Openclipart.org](http://Openclipart.org)

MatesLibres.com


# Secuencias de Verano (D) Respuestas

Recorte y pegue la figura que completa cada secuencia.


1.



2.




3.




4.



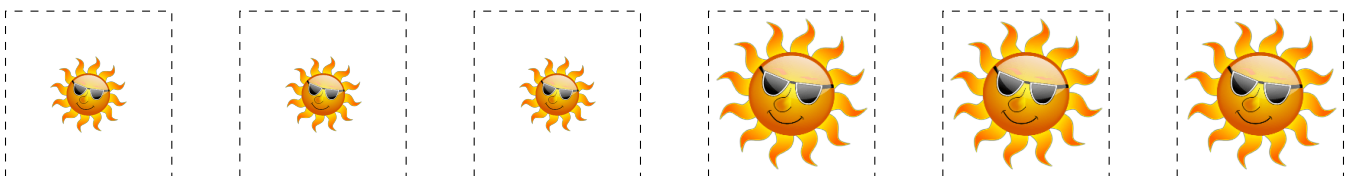
5.



6.



Para recortar:



Imágenes tomadas de [Openclipart.org](https://openclipart.org/)

MatesLibres.com



# Secuencias de Verano (E)

Recorte y pegue la figura que completa cada secuencia.


1.



2.



3.



4.



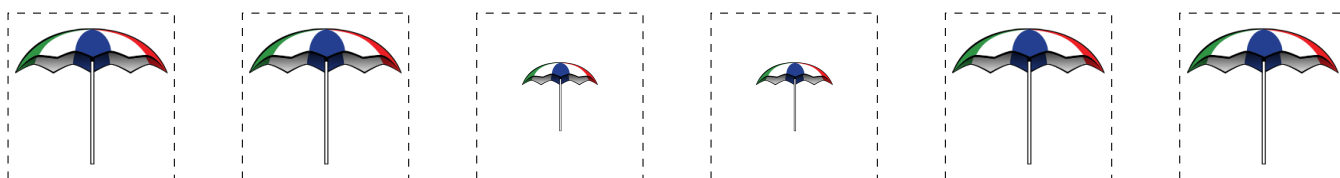
5.



6.



Para recortar:

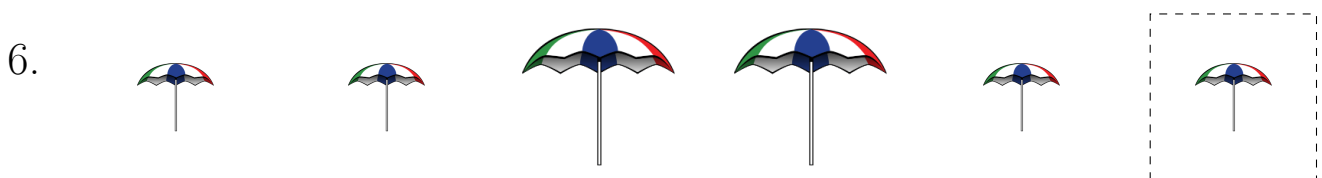






Imágenes tomadas de [Openclipart.org](http://Openclipart.org)

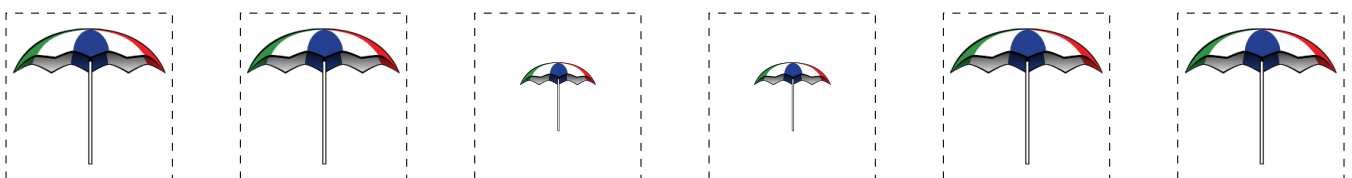
MatesLibres.com

# Secuencias de Verano (E) Respuestas

Recorte y pegue la figura que completa cada secuencia.



Para recortar:



Imágenes tomadas de [Openclipart.org](http://Openclipart.org)

MatesLibres.com


# Secuencias de Verano (F)

Recorte y pegue la figura que completa cada secuencia.


1.




2.




3.




4.



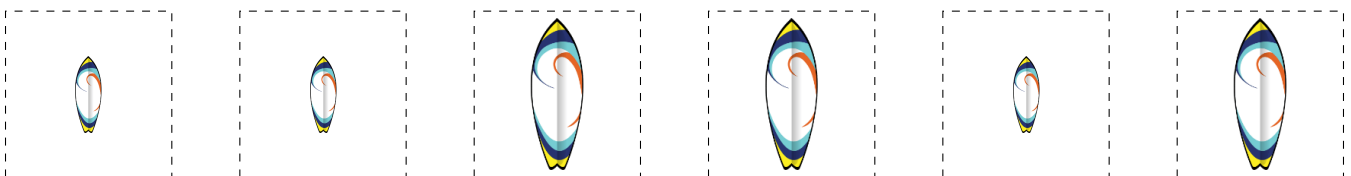
5.



6.



Para recortar:

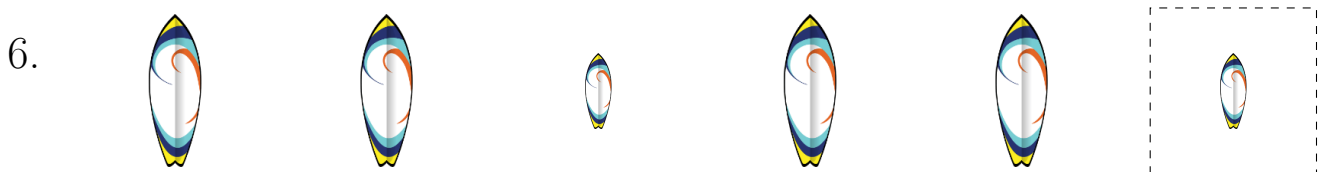


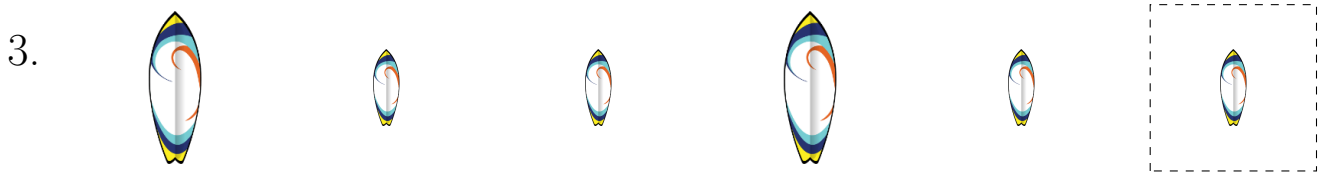




Imágenes tomadas de [Openclipart.org](http://Openclipart.org)

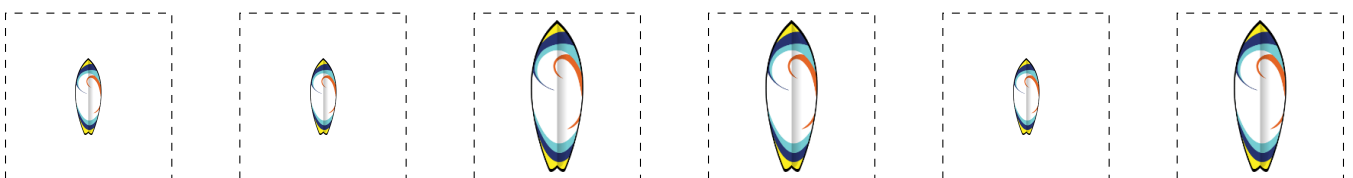
MatesLibres.com

# Secuencias de Verano (F) Respuestas

Recorte y pegue la figura que completa cada secuencia.



Para recortar:




Imágenes tomadas de [Openclipart.org](http://Openclipart.org)

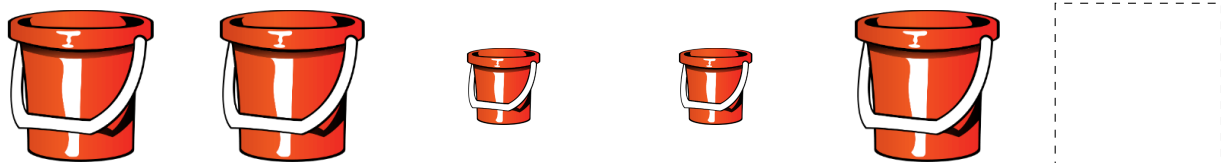
# Secuencias de Verano (G)

Recorte y pegue la figura que completa cada secuencia.

1.




2.




3.



4.



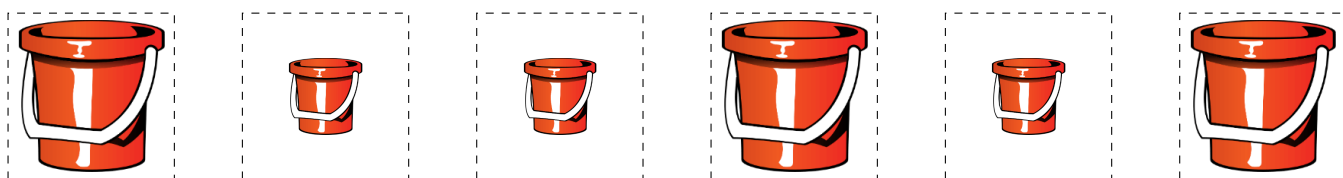
5.



6.



Para recortar:

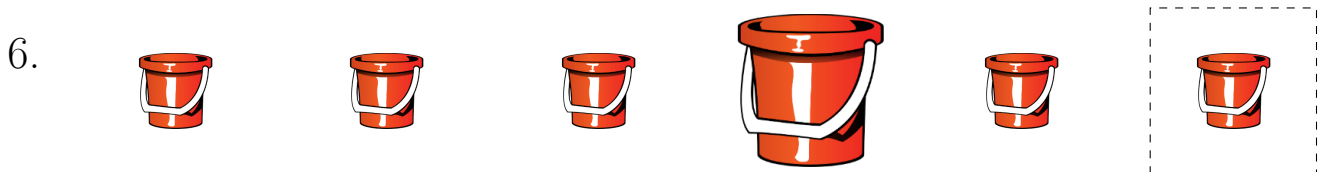

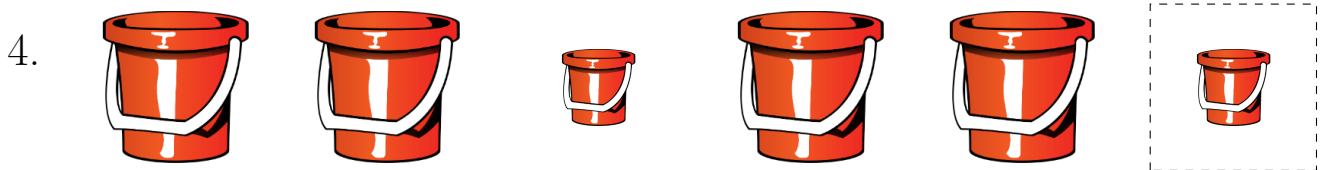
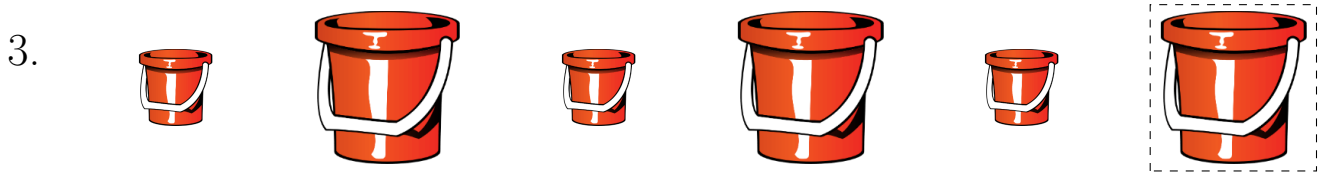


Imágenes tomadas de [Openclipart.org](http://Openclipart.org)

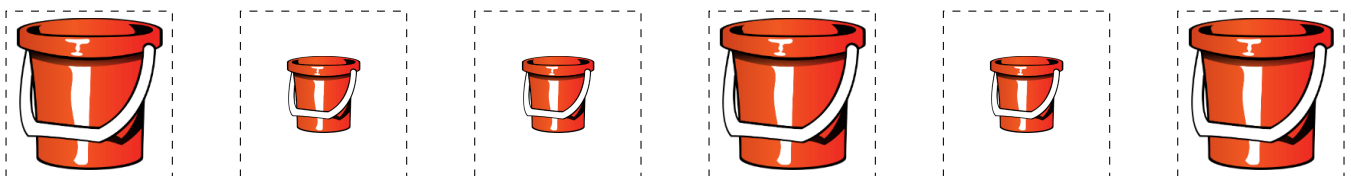
MatesLibres.com

# Secuencias de Verano (G) Respuestas

Recorte y pegue la figura que completa cada secuencia.



Para recortar:




Imágenes tomadas de [Openclipart.org](http://Openclipart.org)

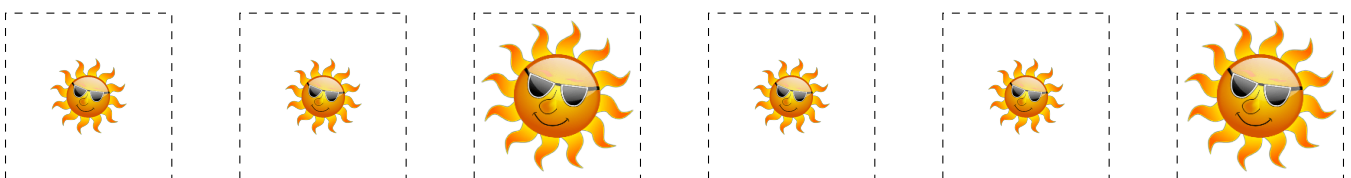
MatesLibres.com

# Secuencias de Verano (H)

Recorte y pegue la figura que completa cada secuencia.



Para recortar:






Imágenes tomadas de [Openclipart.org](http://Openclipart.org)

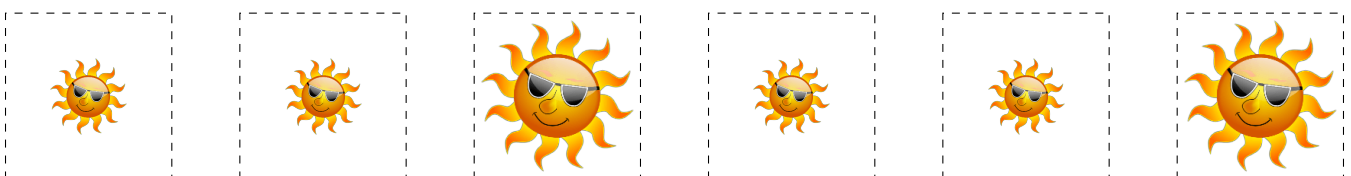
MatesLibres.com

# Secuencias de Verano (H) Respuestas

Recorte y pegue la figura que completa cada secuencia.



Para recortar:





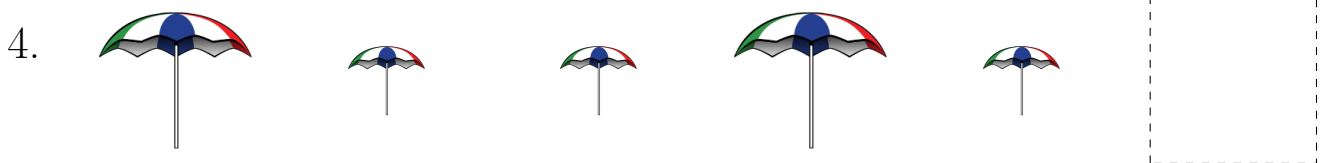
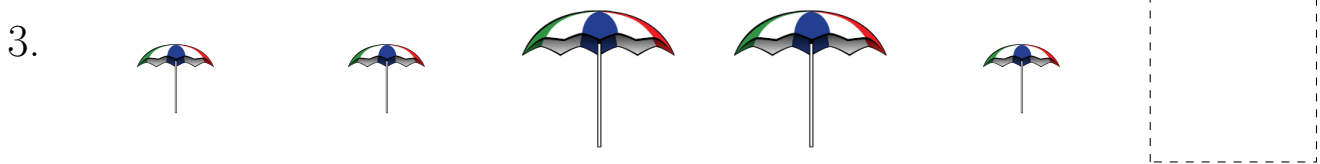

Imágenes tomadas de [Openclipart.org](http://Openclipart.org)

MatesLibres.com

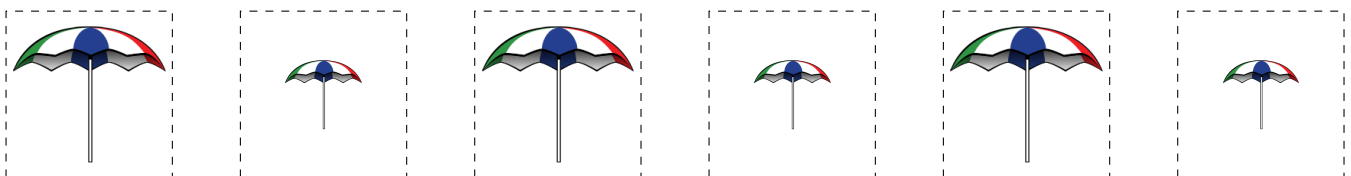


# Secuencias de Verano (I)

Recorte y pegue la figura que completa cada secuencia.



Para recortar:








Imágenes tomadas de [Openclipart.org](http://Openclipart.org)

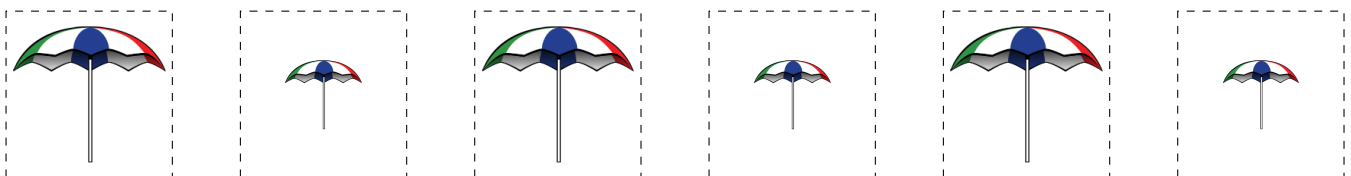
MatesLibres.com

# Secuencias de Verano (I) Respuestas

Recorte y pegue la figura que completa cada secuencia.



Para recortar:




Imágenes tomadas de [Openclipart.org](http://Openclipart.org)


MatesLibres.com


# Secuencias de Verano (J)


Recorte y pegue la figura que completa cada secuencia.

1. 

2. 

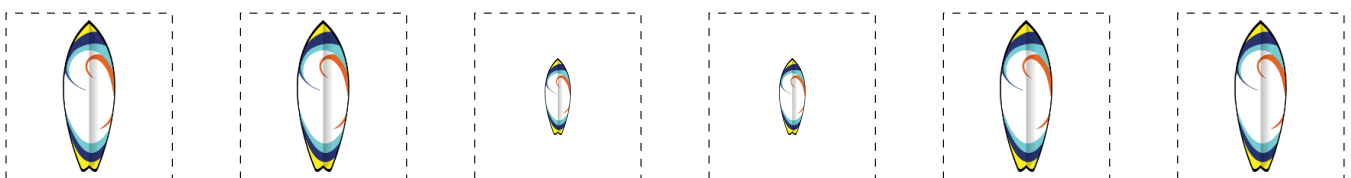
3. 

4. 

5. 

6. 

Para recortar:


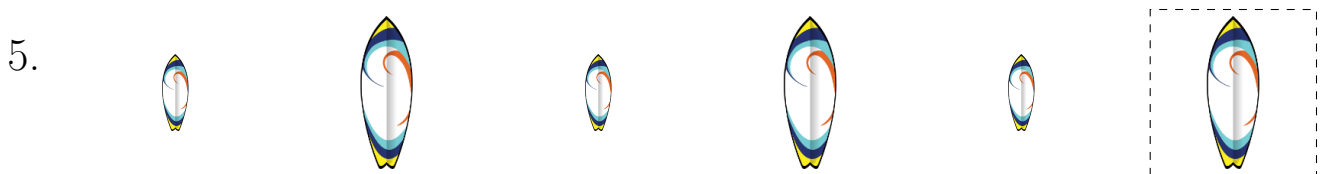
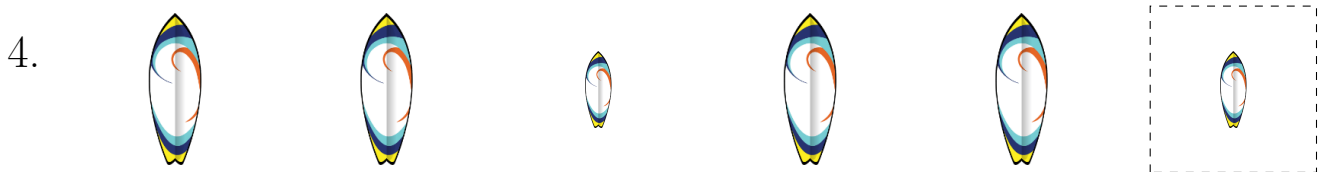





Imágenes tomadas de [Openclipart.org](http://Openclipart.org)

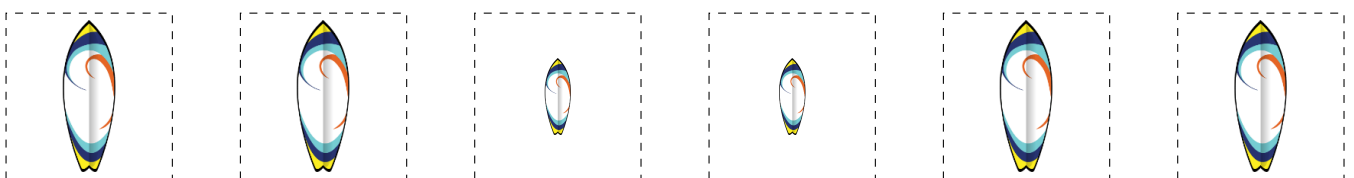
MatesLibres.com

# Secuencias de Verano (J) Respuestas

Recorte y pegue la figura que completa cada secuencia.



Para recortar:



Imágenes tomadas de [Openclipart.org](http://Openclipart.org)

MatesLibres.com