



# Secuencias de San Patricio (I)

Recorte y pegue la figura que completa cada secuencia.

1.




2.




3.



4.



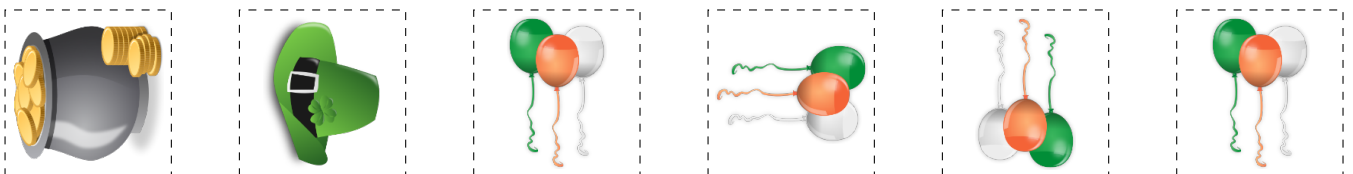
5.



6.



Para recortar




Imágenes tomadas de [Openclipart.org](http://Openclipart.org)

MatesLibres.com les desea un feliz San Patricio


# Secuencias de San Patricio (I) Respuestas

Recorte y pegue la figura que completa cada secuencia.

1.




2.




3.



4.




5.



6.



Para recortar



Imágenes tomadas de [Openclipart.org](http://Openclipart.org)

MatesLibres.com les desea un feliz San Patricio