



Secuencias de San Patricio (I)

Recorte y pegue la figura que completa cada secuencia.

1.



2.




3.




4.



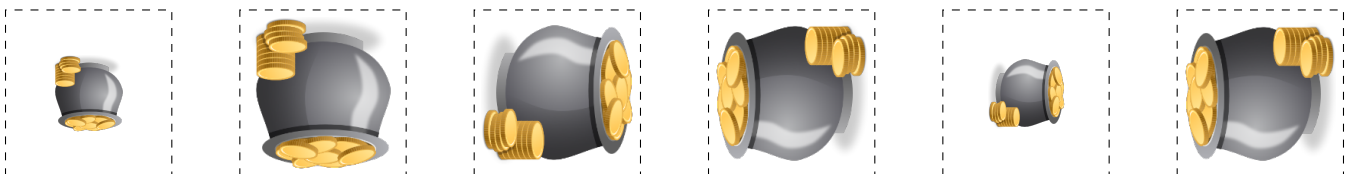
5.



6.



Para recortar



Imágenes tomadas de Openclipart.org

MatesLibres.com les desea un feliz San Patricio


Secuencias de San Patricio (I) Respuestas

Recorte y pegue la figura que completa cada secuencia.

1.



2.




3.




4.



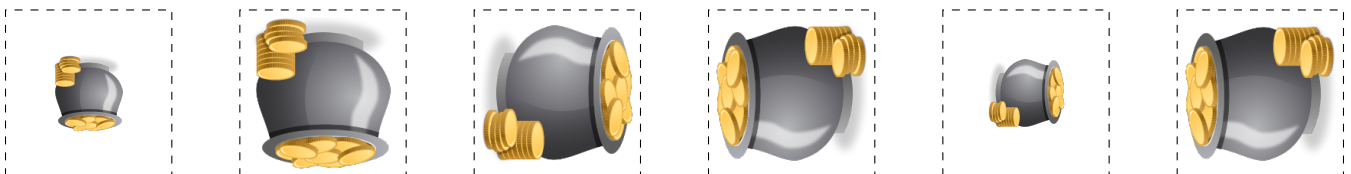
5.



6.



Para recortar



Imágenes tomadas de Openclipart.org

MatesLibres.com les desea un feliz San Patricio