

Secuencias de San Patricio (A)

Recorte y pegue la figura que completa cada secuencia.

1.



2.



3.



4.



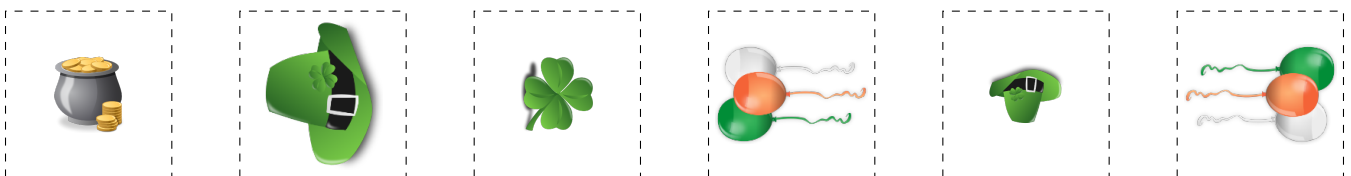
5.



6.



Para recortar



Imágenes tomadas de Openclipart.org

MatesLibres.com les desea un feliz San Patricio

Secuencias de San Patricio (A) Respuestas

Recorte y pegue la figura que completa cada secuencia.


1.



2.



3.



4.



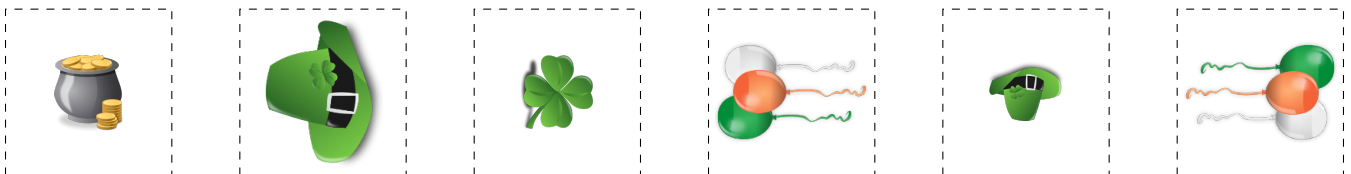
5.



6.



Para recortar

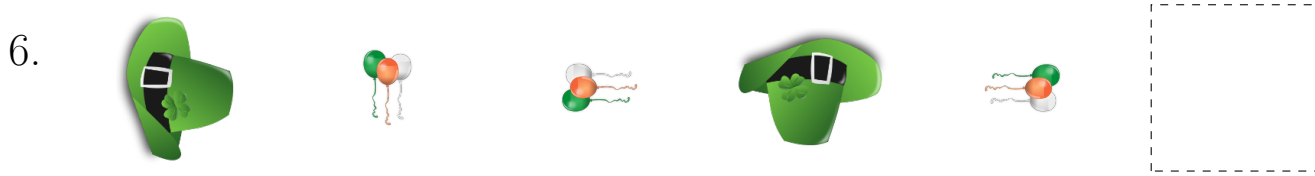




Imágenes tomadas de Openclipart.org

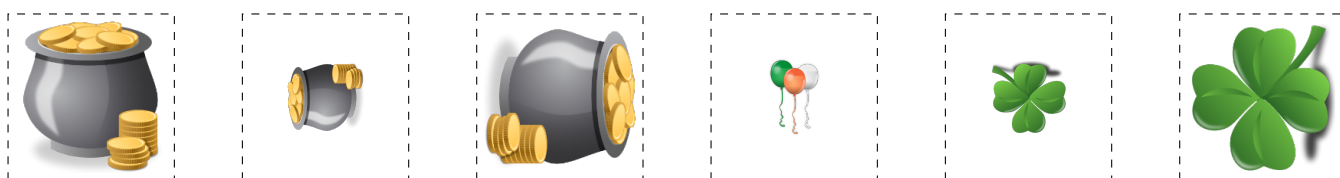
MatesLibres.com les desea un feliz San Patricio

Secuencias de San Patricio (B)

Recorte y pegue la figura que completa cada secuencia.



Para recortar

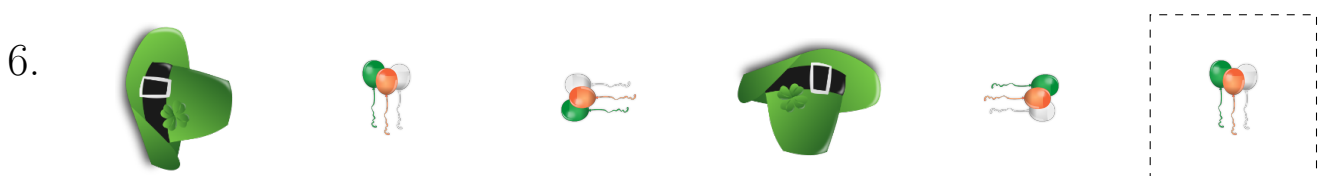




Imágenes tomadas de Openclipart.org

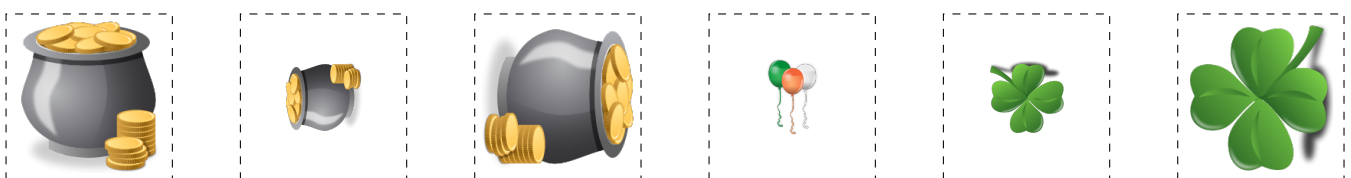
MatesLibres.com les desea un feliz San Patricio

Secuencias de San Patricio (B) Respuestas

Recorte y pegue la figura que completa cada secuencia.



Para recortar



Imágenes tomadas de Openclipart.org

MatesLibres.com les desea un feliz San Patricio

Secuencias de San Patricio (C)

Recorte y pegue la figura que completa cada secuencia.

1.



2.



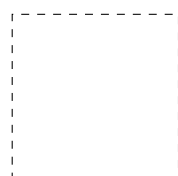
3.



4.



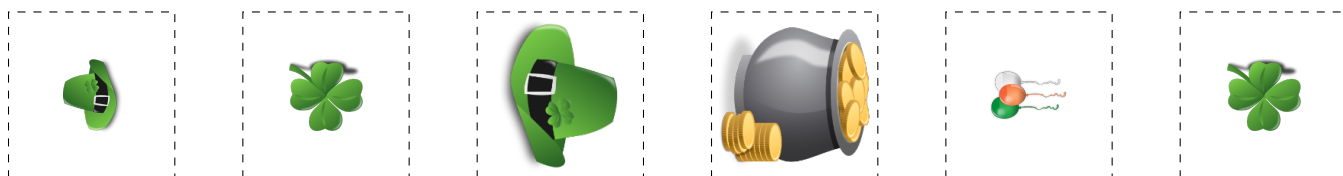
5.



6.



Para recortar




Imágenes tomadas de Openclipart.org

MatesLibres.com les desea un feliz San Patricio

Secuencias de San Patricio (C) Respuestas

Recorte y pegue la figura que completa cada secuencia.

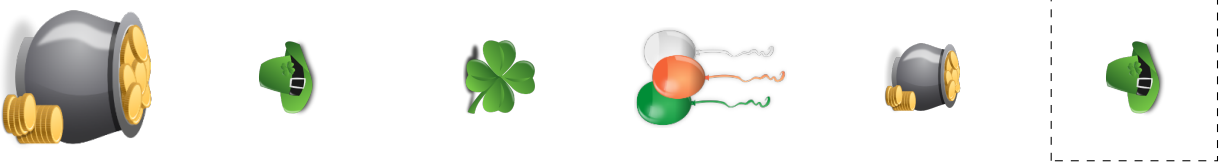
1.



2.



3.



4.



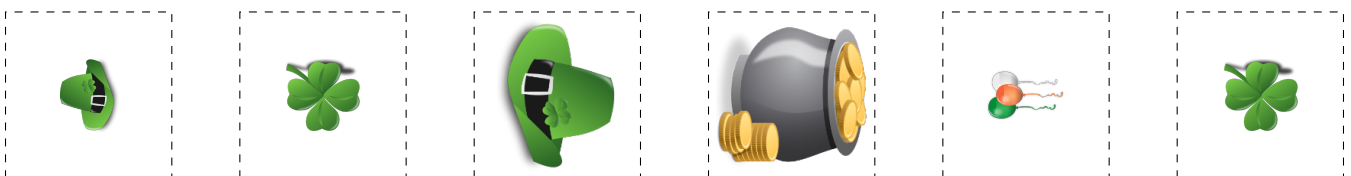
5.



6.



Para recortar



Imágenes tomadas de Openclipart.org

MatesLibres.com les desea un feliz San Patricio

Secuencias de San Patricio (D)

Recorte y pegue la figura que completa cada secuencia.

1.



2.



3.



4.



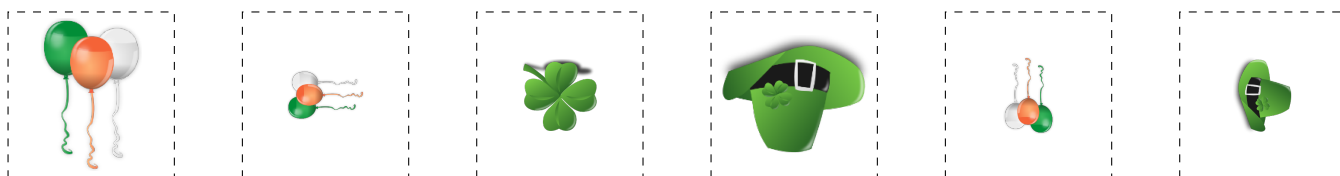
5.



6.



Para recortar



Imágenes tomadas de Openclipart.org

MatesLibres.com les desea un feliz San Patricio

Secuencias de San Patricio (D) Respuestas

Recorte y pegue la figura que completa cada secuencia.

1.




2.




3.



4.



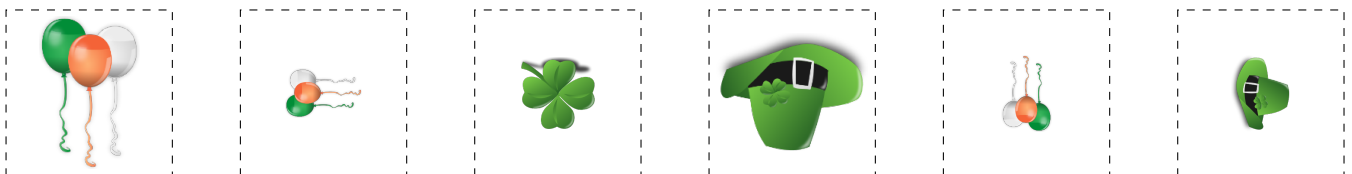
5.



6.



Para recortar




Imágenes tomadas de Openclipart.org



MatesLibres.com les desea un feliz San Patricio

Secuencias de San Patricio (E)



Recorte y pegue la figura que completa cada secuencia.

1.  

2.  

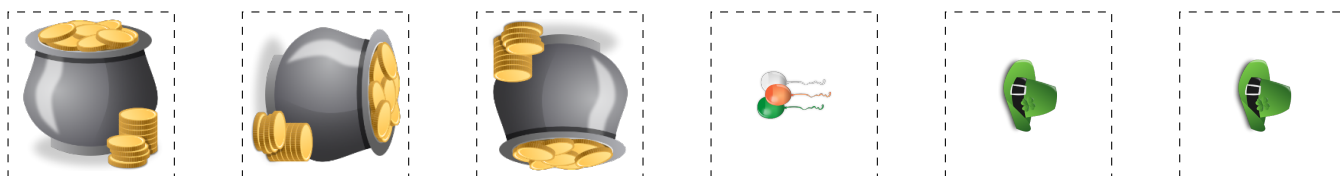
3.  

4.  

5.  

6.  

Para recortar





Imágenes tomadas de Openclipart.org

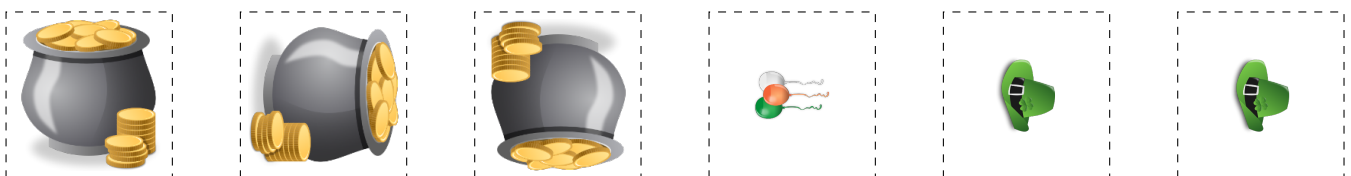
MatesLibres.com les desea un feliz San Patricio

Secuencias de San Patricio (E) Respuestas

Recorte y pegue la figura que completa cada secuencia.



Para recortar




Imágenes tomadas de Openclipart.org

MatesLibres.com les desea un feliz San Patricio

Secuencias de San Patricio (F)

Recorte y pegue la figura que completa cada secuencia.


1.



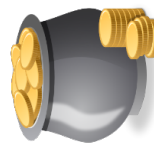
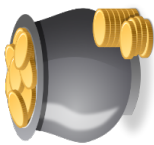
2.






3.



4.



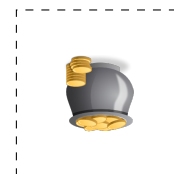
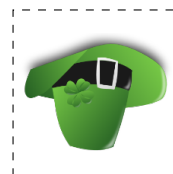
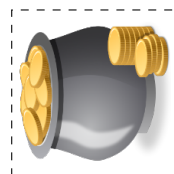

5.



6.



Para recortar

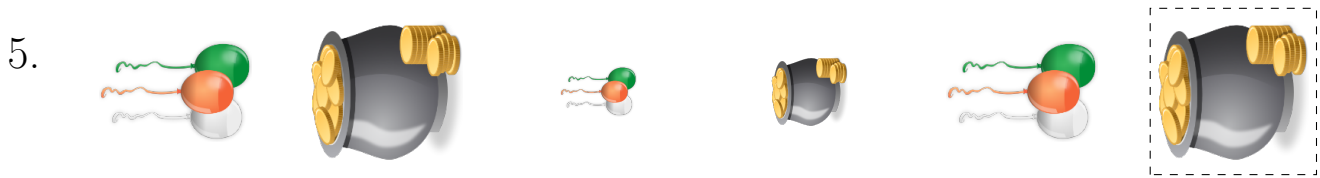
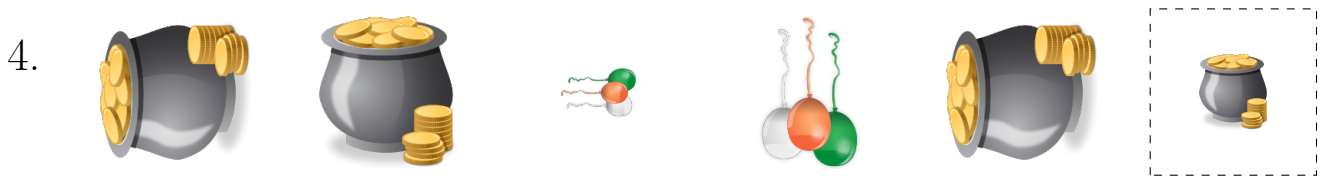



Imágenes tomadas de Openclipart.org


MatesLibres.com les desea un feliz San Patricio

Secuencias de San Patricio (F) Respuestas

Recorte y pegue la figura que completa cada secuencia.



Para recortar



Imágenes tomadas de Openclipart.org

MatesLibres.com les desea un feliz San Patricio


Secuencias de San Patricio (G)

Recorte y pegue la figura que completa cada secuencia.


1.



2.



3.



4.



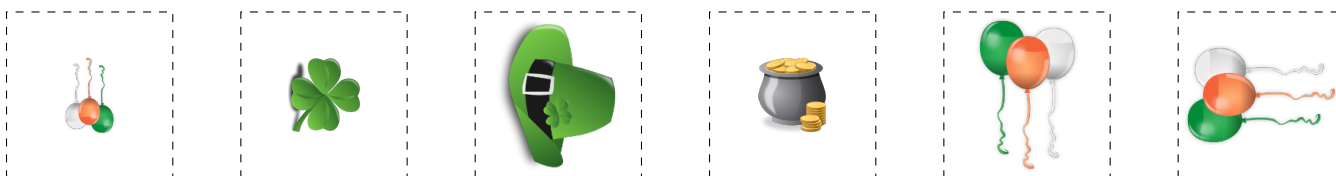
5.



6.



Para recortar

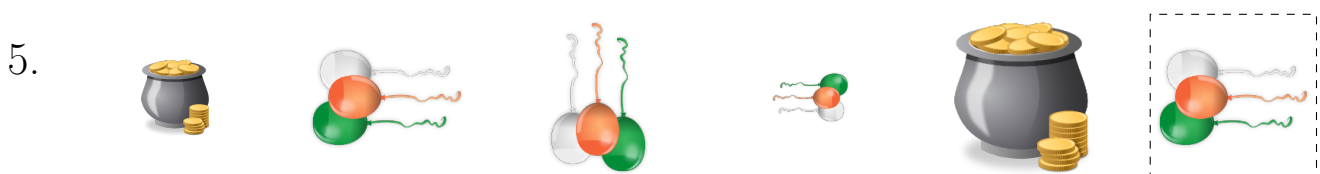

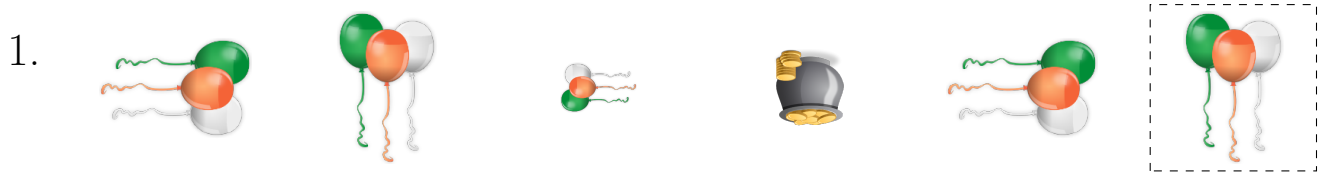


Imágenes tomadas de Openclipart.org

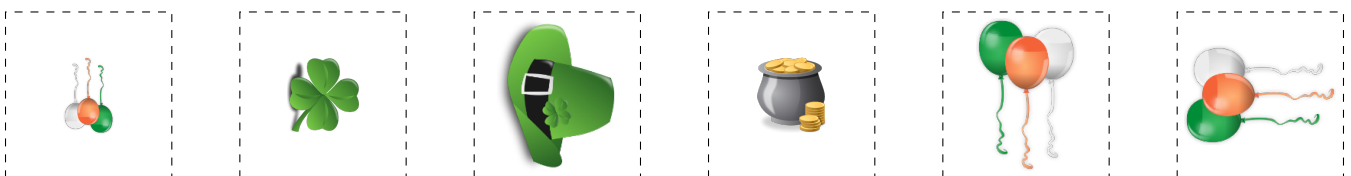
MatesLibres.com les desea un feliz San Patricio

Secuencias de San Patricio (G) Respuestas

Recorte y pegue la figura que completa cada secuencia.



Para recortar





Imágenes tomadas de Openclipart.org

MatesLibres.com les desea un feliz San Patricio



Secuencias de San Patricio (II)

Recorte y pegue la figura que completa cada secuencia.

1.  

2.  

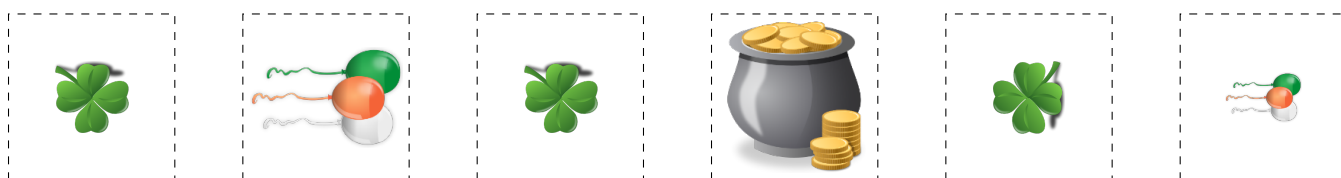
3.  

4.  

5.  

6.  

Para recortar






Imágenes tomadas de Openclipart.org

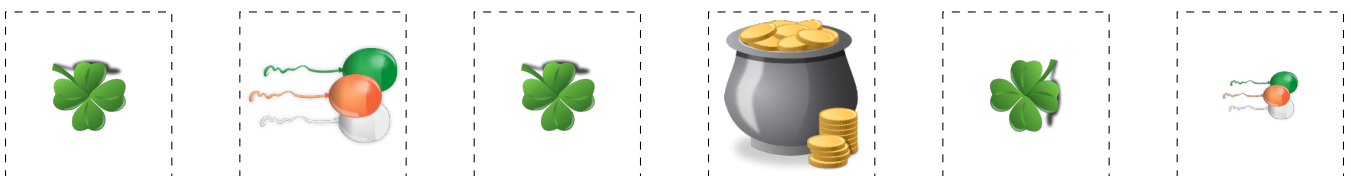
MatesLibres.com les desea un feliz San Patricio

Secuencias de San Patricio (11) Respuestas

Recorte y pegue la figura que completa cada secuencia.



Para recortar




Imágenes tomadas de Openclipart.org

MatesLibres.com les desea un feliz San Patricio

Secuencias de San Patricio (1)

Recorte y pegue la figura que completa cada secuencia.


1.



2.




3.




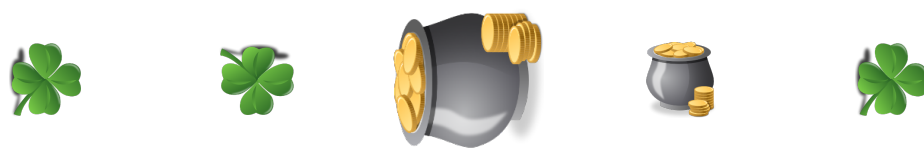
4.



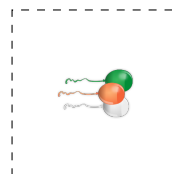
5.



6.



Para recortar



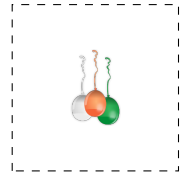
Imágenes tomadas de Openclipart.org

MatesLibres.com les desea un feliz San Patricio

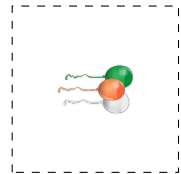
Secuencias de San Patricio (1) Respuestas

Recorte y pegue la figura que completa cada secuencia.

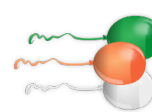
1.



2.




3.




4.




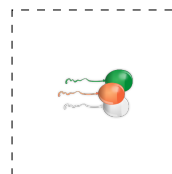
5.



6.



Para recortar



Imágenes tomadas de Openclipart.org

MatesLibres.com les desea un feliz San Patricio


Secuencias de San Patricio (I)

Recorte y pegue la figura que completa cada secuencia.

1.



2.




3.




4.



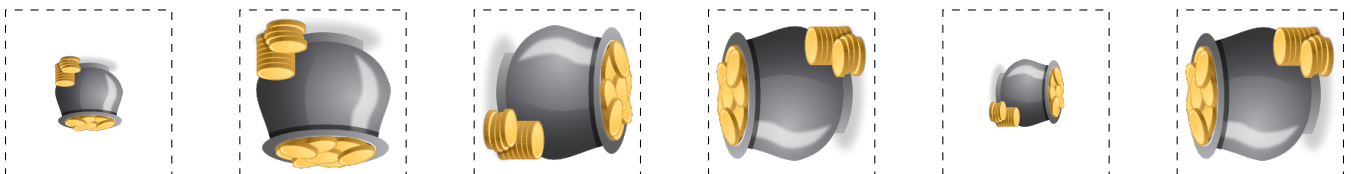
5.



6.



Para recortar



Imágenes tomadas de Openclipart.org

MatesLibres.com les desea un feliz San Patricio


Secuencias de San Patricio (I) Respuestas

Recorte y pegue la figura que completa cada secuencia.

1.



2.




3.




4.



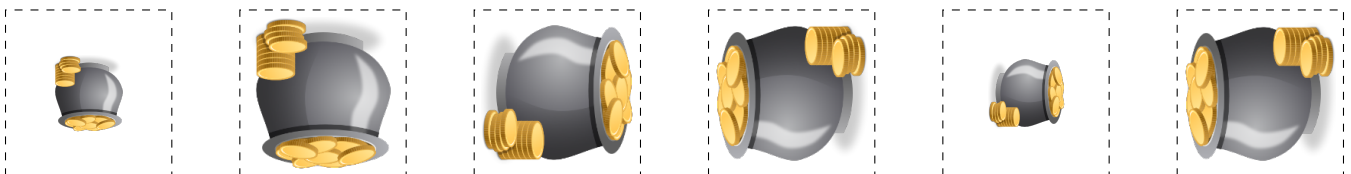
5.



6.



Para recortar



Imágenes tomadas de Openclipart.org

MatesLibres.com les desea un feliz San Patricio