



# Secuencias de San Patricio (C)

Recorte y pegue la figura que completa cada secuencia.


1.



2.




3.




4.



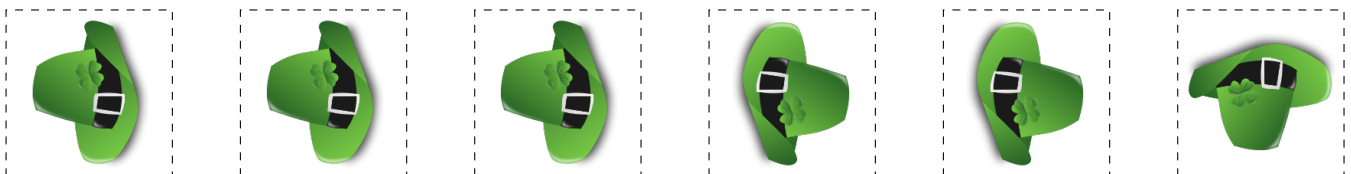
5.



6.



Para recortar



Imágenes tomadas de [Openclipart.org](http://Openclipart.org)

MatesLibres.com les desea un feliz San Patricio

# Secuencias de San Patricio (C) Respuestas

Recorte y pegue la figura que completa cada secuencia.


1.



2.




3.




4.



5.



6.



Para recortar



Imágenes tomadas de [Openclipart.org](http://Openclipart.org)

MatesLibres.com les desea un feliz San Patricio