



Secuencias de San Patricio (1)

Recorte y pegue la figura que completa cada secuencia.


1.




2.




3.




4.




5.



6.



Para recortar



Imágenes tomadas de [Openclipart.org](https://openclipart.org/)

MatesLibres.com les desea un feliz San Patricio

Secuencias de San Patricio (1) Respuestas

Recorte y pegue la figura que completa cada secuencia.


1.



2.




3.



4.




5.



6.



Para recortar



Imágenes tomadas de [Openclipart.org](https://openclipart.org/)

MatesLibres.com les desea un feliz San Patricio