

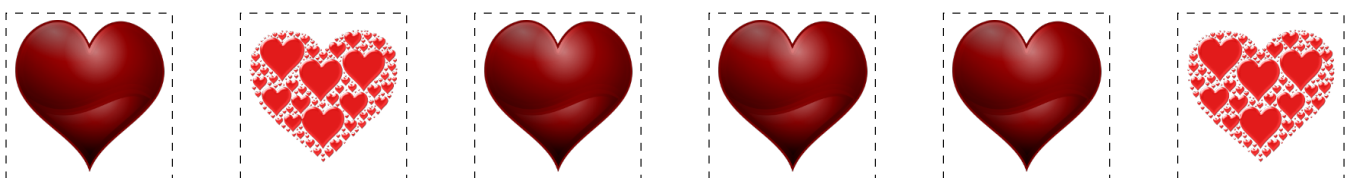


Secuencias de San Valentín (9)

Recorte y pegue la figura que completa cada secuencia.



Para recortar







Imágenes tomadas de Openclipart.org

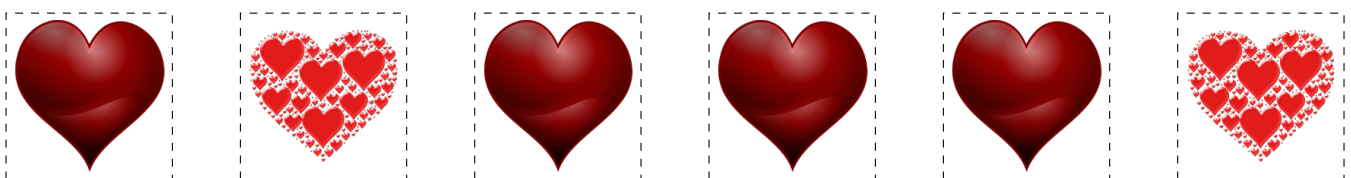
MatesLibres.com les desea un feliz San Valentín

Secuencias de San Valentín (C) Respuestas

Recorte y pegue la figura que completa cada secuencia.



Para recortar



Imágenes tomadas de Openclipart.org

MatesLibres.com les desea un feliz San Valentín