Secuencias de San Valentín (I)

Recorte y pegue la figura que completa cada secuencia.

1. 

2. 

3. 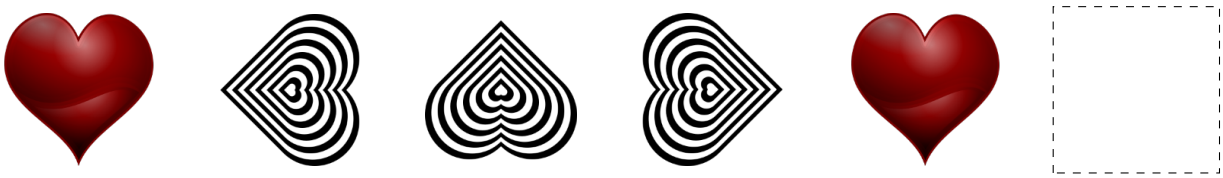

4. 

5. 

6. 

Para recortar

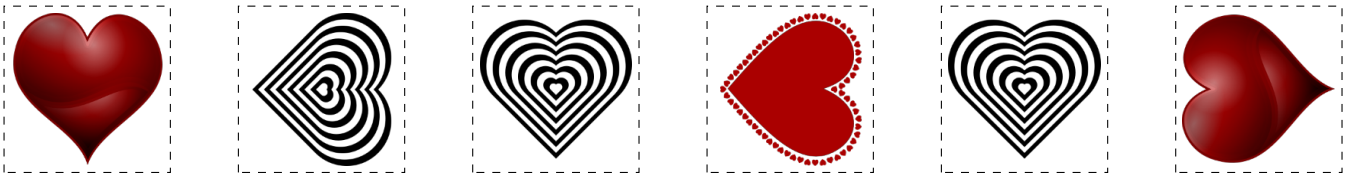

Imágenes tomadas de Openclipart.org

Secuencias de San Valentín (I) Respuestas

Recorte y pegue la figura que completa cada secuencia.

1.



2.



3.

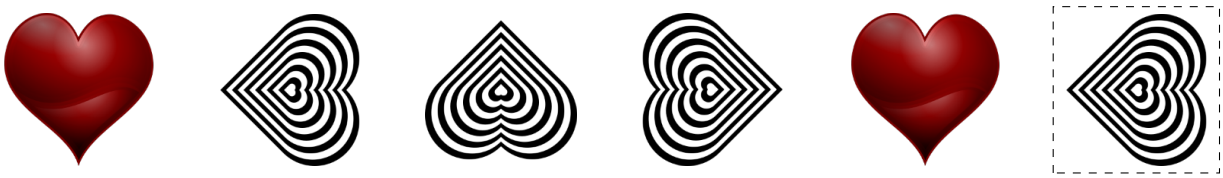

4.



5.



6.



Para recortar

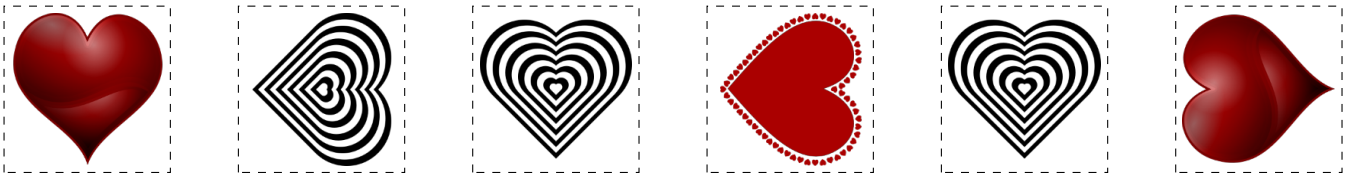

Imágenes tomadas de Openclipart.org