




# Secuencias de San Valentín (1)

Recorte y pegue la figura que completa cada secuencia.



Para recortar





Imágenes tomadas de [Openclipart.org](http://Openclipart.org)


*MatesLibres.com les desea un feliz San Valentín*

*Secuencias de San Valentín (1) Respuestas*

Recorte y pegue la figura que completa cada secuencia.



Para recortar



Imágenes tomadas de [Openclipart.org](http://Openclipart.org)

*MatesLibres.com les desea un feliz San Valentín*