




# Secuencias de San Valentín (D)


Recorte y pegue la figura que completa cada secuencia.


1. 

2. 

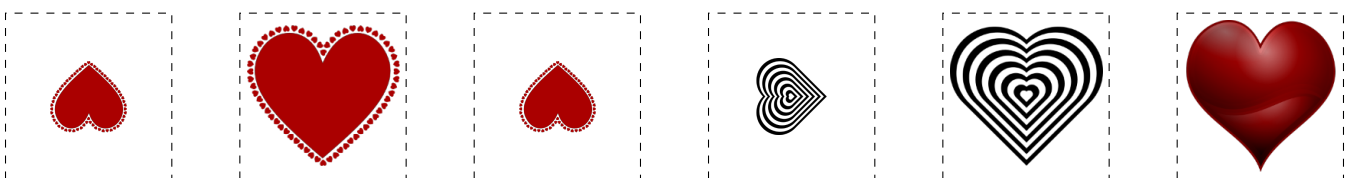
3. 

4. 

5. 

6. 

Para recortar







Imágenes tomadas de [Openclipart.org](http://Openclipart.org)

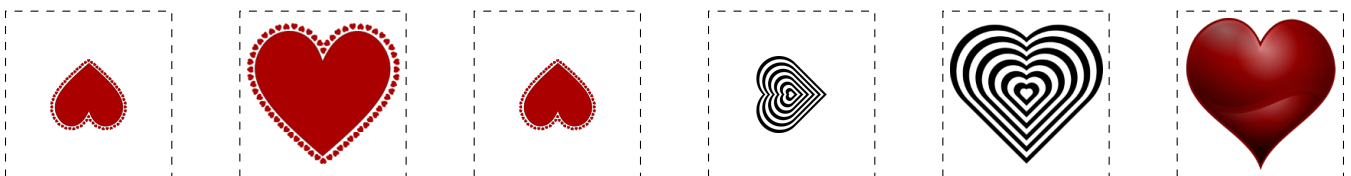
*MatesLibres.com les desea un feliz San Valentín*

# Secuencias de San Valentín (D) Respuestas

Recorte y pegue la figura que completa cada secuencia.



Para recortar



Imágenes tomadas de [Openclipart.org](http://Openclipart.org)

*MatesLibres.com les desea un feliz San Valentín*