


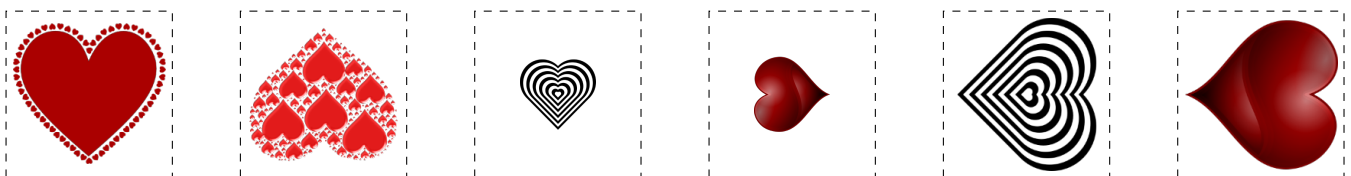


Secuencias de San Valentín (E)

Recorte y pegue la figura que completa cada secuencia.



Para recortar





Imágenes tomadas de Openclipart.org


MatesLibres.com les desea un feliz San Valentín


Secuencias de San Valentín (E) Respuestas


Recorte y pegue la figura que completa cada secuencia.


1. 

2. 

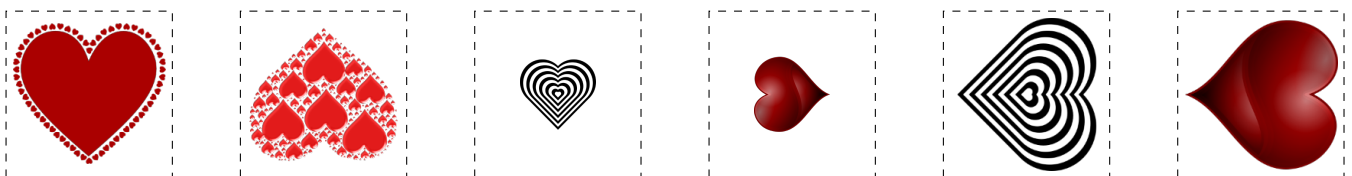
3. 

4. 

5. 

6. 

Para recortar



Imágenes tomadas de Openclipart.org

MatesLibres.com les desea un feliz San Valentín