


Secuencias de San Valentín (F)

Recorte y pegue la figura que completa cada secuencia.


1.




2.






3.




4.



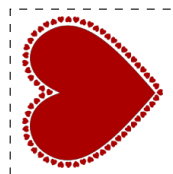
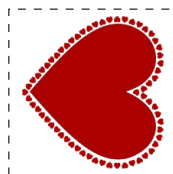

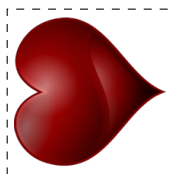

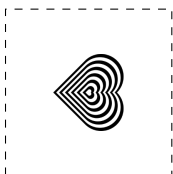
5.



6.



Para recortar








Imágenes tomadas de Openclipart.org

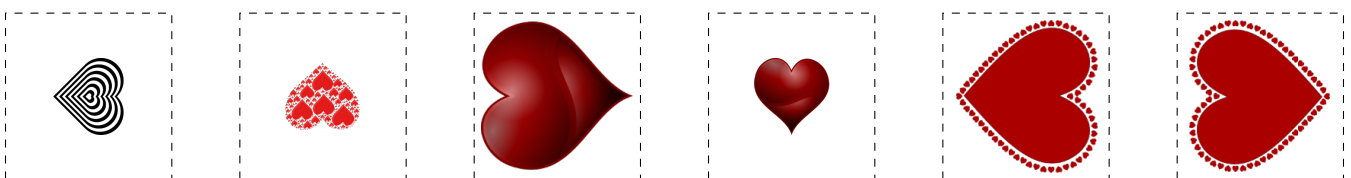
MatesLibres.com les desea un feliz San Valentín

Secuencias de San Valentín (F) Respuestas

Recorte y pegue la figura que completa cada secuencia.



Para recortar



Imágenes tomadas de Openclipart.org

MatesLibres.com les desea un feliz San Valentín