






# Secuencias de San Valentín (H)

Recorte y pegue la figura que completa cada secuencia.



Para recortar








Imágenes tomadas de [Openclipart.org](http://Openclipart.org)


*MatesLibres.com les desea un feliz San Valentín*

# Secuencias de San Valentín (H) Respuestas

Recorte y pegue la figura que completa cada secuencia.



Para recortar



Imágenes tomadas de [Openclipart.org](http://Openclipart.org)

MatesLibres.com les desea un feliz San Valentín