

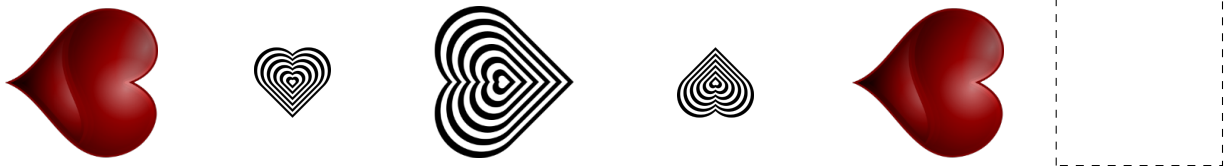
Secuencias de San Valentín (A)

Recorte y pegue la figura que completa cada secuencia.


1.




2.




3.




4.




5.



6.



Para recortar






Imágenes tomadas de Openclipart.org


MatesLibres.com les desea un feliz San Valentín

Secuencias de San Valentín (A) Respuestas

Recorte y pegue la figura que completa cada secuencia.



Para recortar






Imágenes tomadas de Openclipart.org

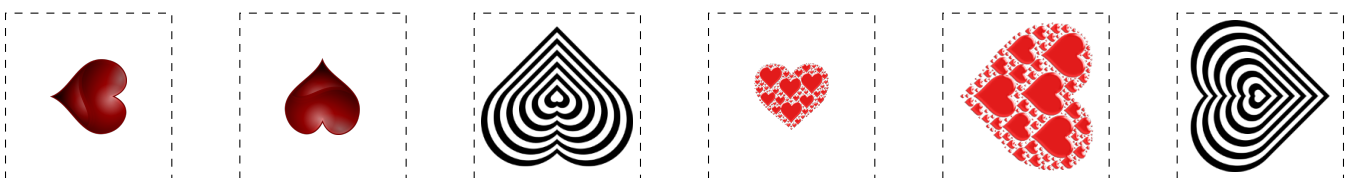
MatesLibres.com les desea un feliz San Valentín

Secuencias de San Valentín (B)

Recorte y pegue la figura que completa cada secuencia.



Para recortar






Imágenes tomadas de Openclipart.org

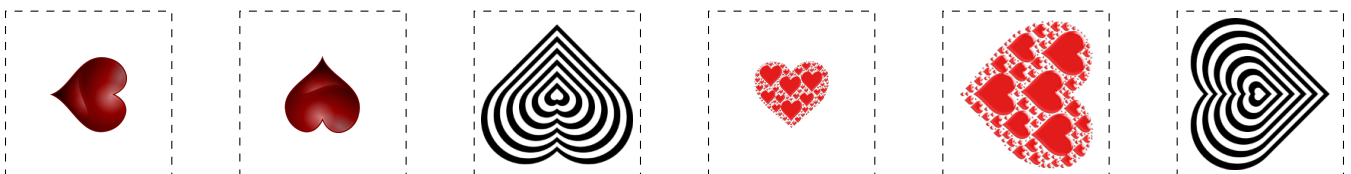
MatesLibres.com les desea un feliz San Valentín

Secuencias de San Valentín (B) Respuestas

Recorte y pegue la figura que completa cada secuencia.



Para recortar



Imágenes tomadas de Openclipart.org

MatesLibres.com les desea un feliz San Valentín


Secuencias de San Valentín (C)

Recorte y pegue la figura que completa cada secuencia.

1.





2.





3.




4.





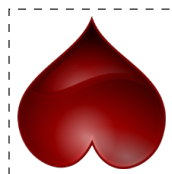

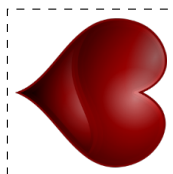
5.



6.



Para recortar








Imágenes tomadas de Openclipart.org

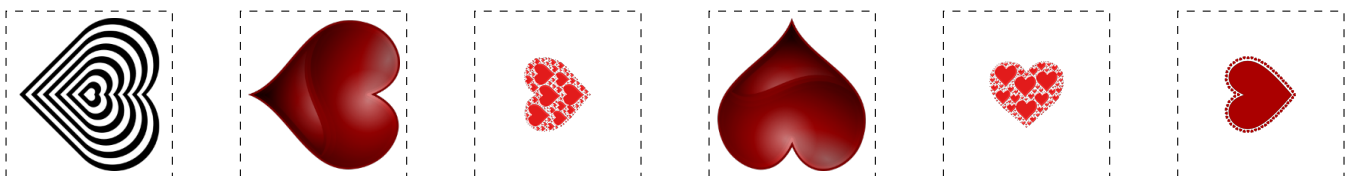
MatesLibres.com les desea un feliz San Valentín

Secuencias de San Valentín (C) Respuestas

Recorte y pegue la figura que completa cada secuencia.



Para recortar





Imágenes tomadas de Openclipart.org

MatesLibres.com les desea un feliz San Valentín


Secuencias de San Valentín (D)


Recorte y pegue la figura que completa cada secuencia.


1. 

2. 

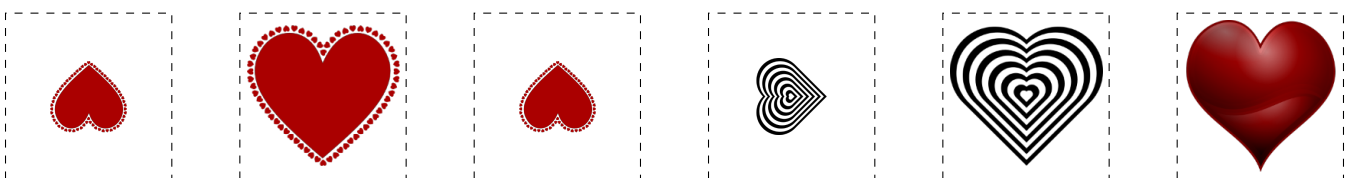
3. 

4. 

5. 

6. 

Para recortar







Imágenes tomadas de Openclipart.org

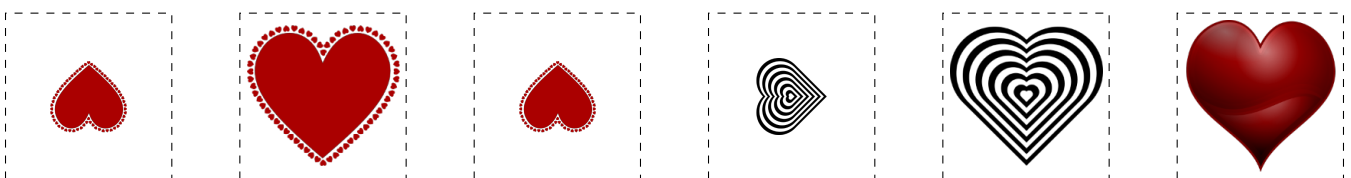
MatesLibres.com les desea un feliz San Valentín

Secuencias de San Valentín (D) Respuestas

Recorte y pegue la figura que completa cada secuencia.



Para recortar





Imágenes tomadas de Openclipart.org

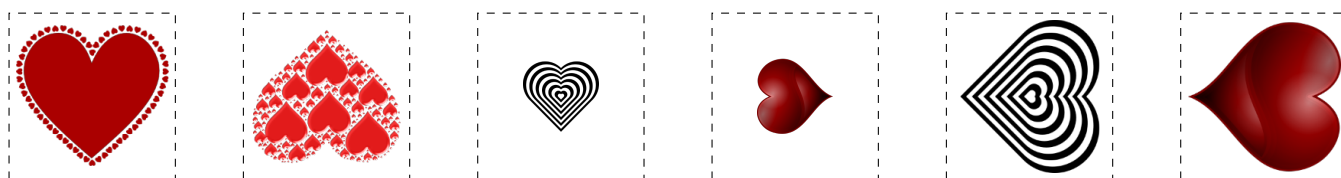
MatesLibres.com les desea un feliz San Valentín

Secuencias de San Valentín (E)

Recorte y pegue la figura que completa cada secuencia.



Para recortar





Imágenes tomadas de Openclipart.org

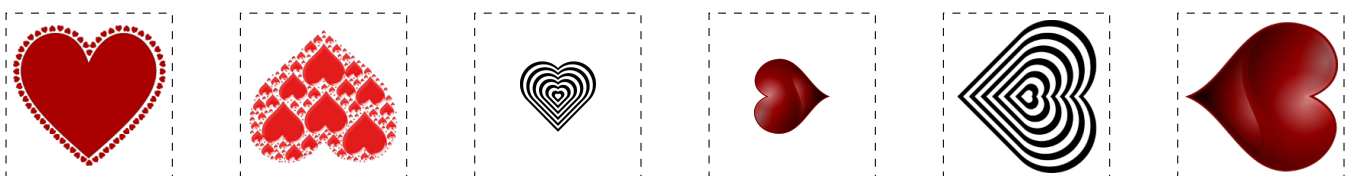
MatesLibres.com les desea un feliz San Valentín

Secuencias de San Valentín (E) Respuestas

Recorte y pegue la figura que completa cada secuencia.



Para recortar




Imágenes tomadas de Openclipart.org

MatesLibres.com les desea un feliz San Valentín


Secuencias de San Valentín (F)

Recorte y pegue la figura que completa cada secuencia.


1.




2.







3.




4.



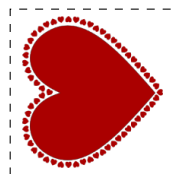
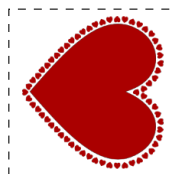

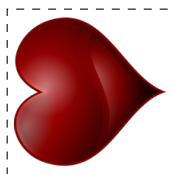

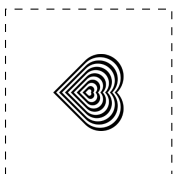
5.



6.



Para recortar









Imágenes tomadas de Openclipart.org

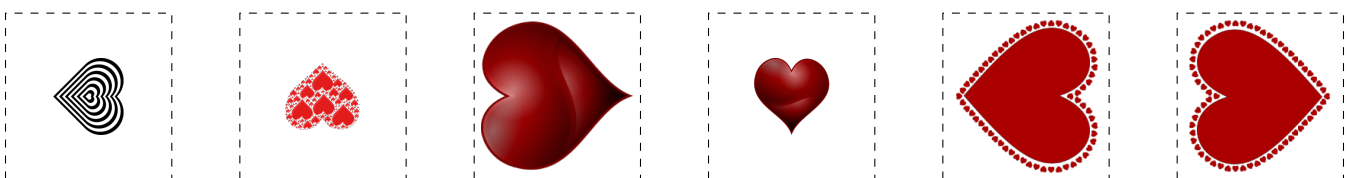
MatesLibres.com les desea un feliz San Valentín

Secuencias de San Valentín (F) Respuestas

Recorte y pegue la figura que completa cada secuencia.



Para recortar







Imágenes tomadas de Openclipart.org

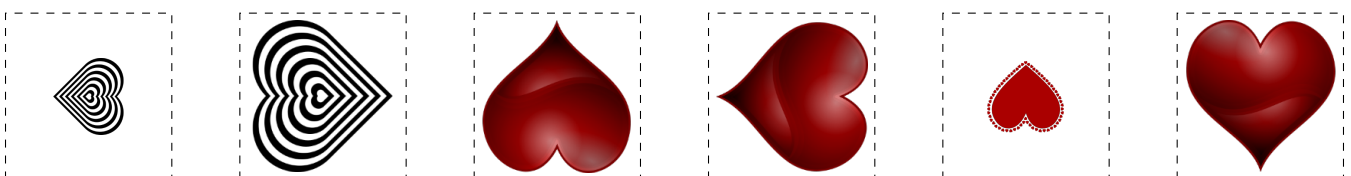
MatesLibres.com les desea un feliz San Valentín

Secuencias de San Valentín (9)

Recorte y pegue la figura que completa cada secuencia.



Para recortar









Imágenes tomadas de Openclipart.org

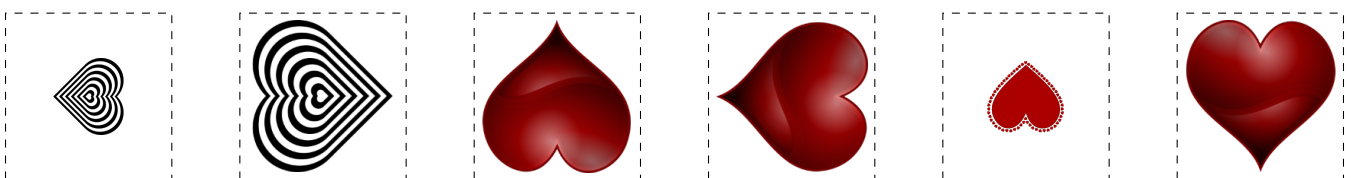
MatesLibres.com les desea un feliz San Valentín

Secuencias de San Valentín (C) Respuestas

Recorte y pegue la figura que completa cada secuencia.



Para recortar







Imágenes tomadas de Openclipart.org


MatesLibres.com les desea un feliz San Valentín

Secuencias de San Valentín (H)

Recorte y pegue la figura que completa cada secuencia.



Para recortar








Imágenes tomadas de Openclipart.org


MatesLibres.com les desea un feliz San Valentín

Secuencias de San Valentín (H) Respuestas

Recorte y pegue la figura que completa cada secuencia.



Para recortar





Imágenes tomadas de Openclipart.org

MatesLibres.com les desea un feliz San Valentín


Secuencias de San Valentín (1)

Recorte y pegue la figura que completa cada secuencia.


1.





2.






3.



4.





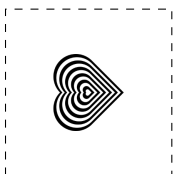
5.



6.



Para recortar




Imágenes tomadas de Openclipart.org

MatesLibres.com les desea un feliz San Valentín

Secuencias de San Valentín (1) Respuestas

Recorte y pegue la figura que completa cada secuencia.

1.



2.




3.



4.




5.



6.



Para recortar



Imágenes tomadas de Openclipart.org

MatesLibres.com les desea un feliz San Valentín

Secuencias de San Valentín (J)

Recorte y pegue la figura que completa cada secuencia.


1.



2.




3.




4.



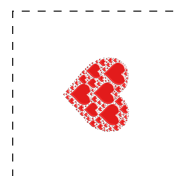
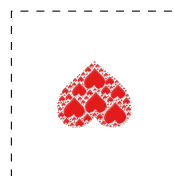



5.



6.



Para recortar




Imágenes tomadas de Openclipart.org

MatesLibres.com les desea un feliz San Valentín


Secuencias de San Valentín (J) Respuestas

Recorte y pegue la figura que completa cada secuencia.


1.



2.




3.




4.




5.



6.



Para recortar



Imágenes tomadas de Openclipart.org

MatesLibres.com les desea un feliz San Valentín