



# Secuencias de San Valentín (A)

Recorte y pegue la figura que completa cada secuencia.

1.




2.




3.




4.




5.



6.



Para recortar







Imágenes tomadas de [Openclipart.org](http://Openclipart.org)


*MatesLibres.com les desea un feliz San Valentín*

## Secuencias de San Valentín (A) Respuestas

Recorte y pegue la figura que completa cada secuencia.



Para recortar



Imágenes tomadas de [Openclipart.org](http://Openclipart.org)

*MatesLibres.com les desea un feliz San Valentín*