





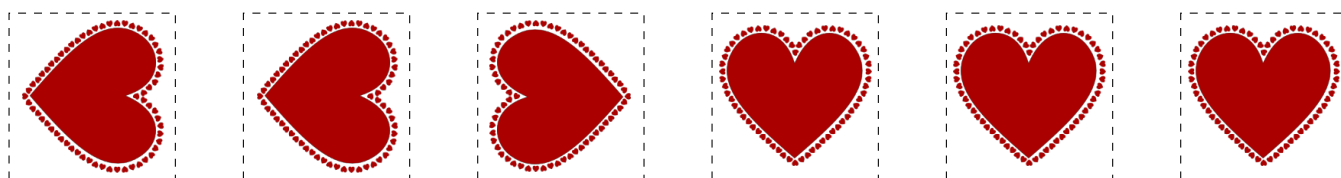


Secuencias de San Valentín (H)

Recorte y pegue la figura que completa cada secuencia.



Para recortar









Imágenes tomadas de Openclipart.org

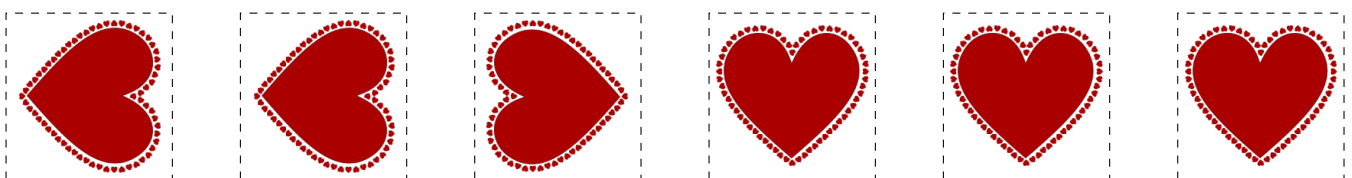
MatesLibres.com les desea un feliz San Valentín

Secuencias de San Valentín (H) Respuestas

Recorte y pegue la figura que completa cada secuencia.



Para recortar



Imágenes tomadas de Openclipart.org

MatesLibres.com les desea un feliz San Valentín