


# Secuencias de San Valentín (1)

Recorte y pegue la figura que completa cada secuencia.

1.



2.



3.



4.



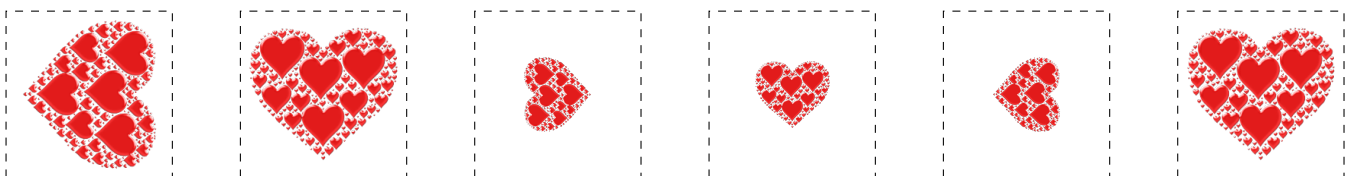
5.



6.



Para recortar







Imágenes tomadas de [Openclipart.org](http://Openclipart.org)

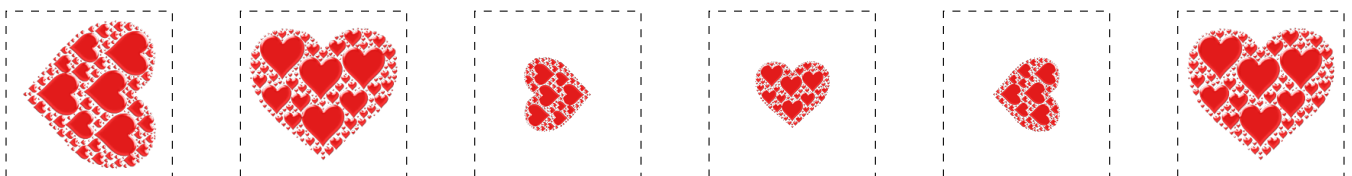
*MatesLibres.com les desea un feliz San Valentín*

# Secuencias de San Valentín (1) Respuestas

Recorte y pegue la figura que completa cada secuencia.



Para recortar



Imágenes tomadas de [Openclipart.org](http://Openclipart.org)

*MatesLibres.com les desea un feliz San Valentín*